

4510

Standard Duty Deadlatch

4510 Standard Duty Deadlatches provide flexible traffic control during and after business hours.

Function

The 4510 Series Standard Duty Deadlatch offers flexibility of traffic control during and after business hours. A reverse turn of the key while the bolt is held retracted retains the bolt to allow two-way traffic for healthcare, financial institutions, retail, and other applications that require free entrance at certain times and exit-only at other times. Interchangeable, without stile modification, with any MS1850S Deadlock of same backset and faceplate shape. They do not, however, provide the same maximum security level as the MS® Deadlock.

Operation

Turn key or operate handle or paddle to retract spring-loaded latchbolt. To hold bolt retracted, push it in and secure by reverse turn of key. Lock accepts any standard mortise cylinder with MS® cam, available separately. Lock accepts any standard 1" [25.4 mm] length, 1-5/32" [29.4 mm] diameter mortise cylinder with MS® cam such as the 4036 Mortise Cylinder or thumbturn such as the 4066 Thumbturn, available separately. Lock accepts cylinder from either or both sides.



Features

Cylinder Backset

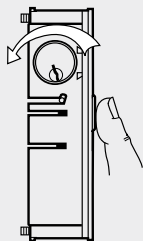
7/8" [22.2 mm], 31/32" [24.6 mm], 1-1/8" [28.6 mm] or 1-1/2" [38.1 mm].

Case

Steel with corrosion-resistant plating. Measures 1" x 5-13/16" x depth [25.4 mm x 147.6 mm x depth]. Depth varies by backset (see table on back of page).

Bolt Holdback

While bolt is held fully retracted, a reverse turn of the key retains the bolt, allowing the door to be free swinging.

**Latchbolt**

All metal with hardened steel internal pins. Handing is reversible without special tools. Measures 1/2" x 1" x 1/2" [12.7 mm x 25.4 mm x 12.7 mm] throw.

Auxiliary Bolt

All metal. Deadlocks latchbolt to prevent "loiding" or case-knife entry.

Faceplate

Measures 1" x 6-7/8" [25.4 mm x 174.6 mm].

Strike

Standard strike furnished is 4902-01 for flat jamb where door closes flush or nearly flush. Available separately: radius strike for opposite stile in paired doors; longer strike (4901) to cover slot strike of MS lock; long lip strikes for center hung doors.

Standard Package

Individually boxed with strike and mounting screws. Cylinder, paddle, handle available separately.

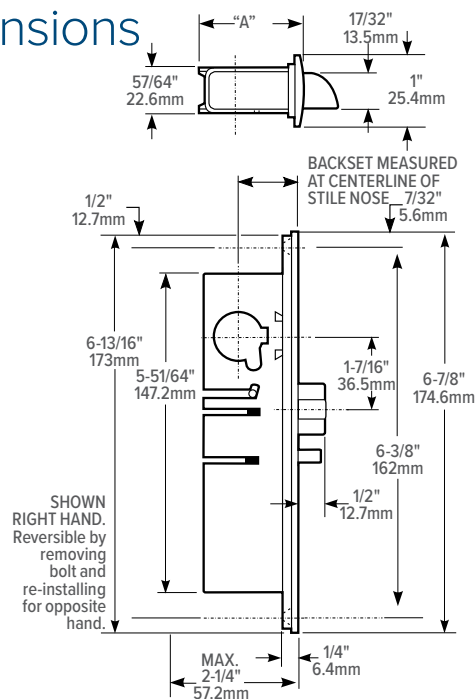
Shipping Weight

1-1/4 lbs [.57 kg]. Also available in a 25-unit pack for volume customers. Please contact factory for more information.

Options

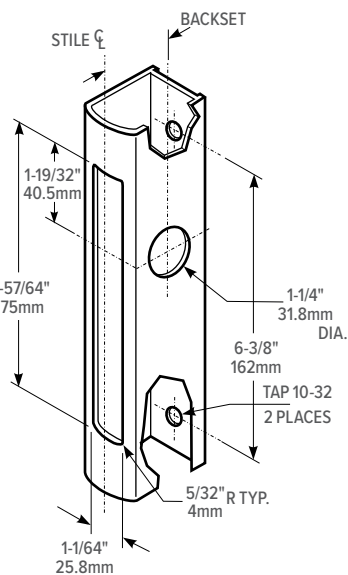
- Backset, faceplate shape, strike, handing, and finish must be specified when ordering.
- Available without faceplate or strike plate, select 4513.
- Available in choice of 313 Dark bronze anodized, 335 Black anodized, 628 Clear anodized.

Dimensions

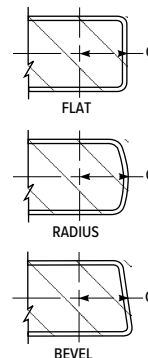


Stile Preparation

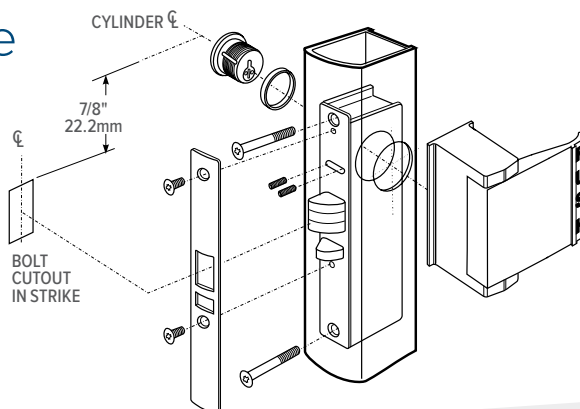
Identical to MS1850S Series
(Also see prep for 4590 Paddle)




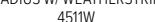
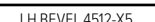


HOW BACKSET
IS MEASURED:
CYLINDER C



Latch Paddle & Cylinder Installation



BACKSET	"A"	ARMORED FACEPLATE 1" X 6-7/8"
7/8" 22.2mm	1-33/64" 38.5mm	 FLAT 4510
31/32" 24.6mm	1-19/32" 40.5mm	 RADIUS 4511
1-1/8" 28.6mm	1-49/64" 44.8mm	 RADIUS W/ WEATHERSTRIP 4511W
1-1/2" 38.1mm	2-9/64" 54.4mm	 LH BEVEL 4512-X5
		 RH BEVEL 4512-x6

How to Order & Related Products

4510 Standard Duty Deadlatch: Specify quantity and the following information. Order related products separately.

MODEL	FACEPLATE	BACKSET	HANDING	STRIKE SIZE	STRIKE SHAPE/LIP LENGTH	FACEPLATE FINISH
451	1	-3	6	-2	01	-628
	0 Flat	1 7/8"	5 LH or RHR	1 Mortised (4901) 4-5/8"	01 Flat/Standard Jamb	313 Dark Bronze Anodized
	1 Radius	2 31/32"	6 RH or LHR	2 Mortised (4902) 2-5/8"	02 Radius/Standard Stiles	335 Black Anodized
	1W Radius w/ Weatherstrip	3 1-1/8"			17 Flat/Center Hung 4" Jamb	628 Clear Anodized
	2 Bevel	4 1-1/2"			21 Flat/Center Hung 4-1/2" Jamb	
	3 Without faceplate, without strike plate					

RELATED When purchasing this product, please consider the following related products, available separately:

ELECTRIC STRIKES	TRIM	CYLINDERS	ACCESSORIES
7100/7101, 7110/7111, 7130/7131, 7140 Electric Strikes, 7400/7401, 7410/7411, 7430/7431, 7440 Electric Strikes	3090-150, A100 Series Keyless Entry, 4560, 4565 Deadlatch Handles, 4568, 4569 Eurostyle Deadlatch Handles, 4590, 4591 Paddles, 4600 Deadlatch Handle	Standard 1" length, 1-5/32" diameter mortise cylinder with MS® cam such as 4036 Mortise Cylinder, 4066 Thumbturn MS4043 Cylinder guard	4104 Mounting Bridge, 91-0965 Mounting Kit for radiused door, 91-0966 Mounting Kit for beveled door, 26-00090XX Tube Spacer, 4901, 4902 Deadlatch Strikes

Experience a safer
and more open world

