



Key Systems

Product Catalog

Experience a safer
and more open world

Applications

Key Systems

Table of Contents


Designing Master Key Systems	3
SimpleK Key Management Software	4
How to Order Cylinders	5
Cylinder and Key Stamping	6
Temporary Access	7
Conventional Cylinders	8
Interchangeable Core.....	14
Security.....	17
Master Ring	20
Pyramid	22
Bump Resistant Cylinders	29
Key Blanks	30
Keyways	32
Mortise Cylinder Cams.....	41
Cylinder Accessories.....	42
Plug Diameters.....	45
Quick Codes	46
How to Order Cylinders	47
Pin Kits	49
Service Equipment	51
Parts	52
Policies and Procedures	53
How to Establish Key Systems ..	54

Applications

To provide the desired level of security, even the finest architectural hardware requires a properly designed and maintained master key system.

The keying system is the “software” of a building's security. As shown in the schematic below, it turns each hardware product into an access control device.

The choice of cylinder mechanism must be planned together with the keying system. The variety of mechanisms available from Corbin Russwin offers the right balance of security, convenience and expansion capability for every job.



Cylinders and Keys

Key Systems

Step 1

Determine the type of locking system

- Conventional "open & restricted keyways"
 - Not contract controlled
- Patented locking system
 - A notice of acceptance will be required between Corbin Russwin and Owner
 - Factory-based system
 - Key blank distribution restrictions are in place
- Security (secondary locking mechanisms, example; Access 3)
- High security (same as Security plus UL437 – example; Access 3 AHS)
- Standalone access control locking devices (at door wiring, example; IN120)
 - To facilitate multiple users through common doors
- Integrated locking systems (hard wired into access control systems)

Step 2

Establish the level of the master key system. The higher the level the less secure.

- Level two – "Simple Master Key system"
 - Change key, and master key only
- Level three – "Grand Master Key system"
 - Change key, master key, and Grand Master Key
- Level four – "Great Grand Master Key system"
 - Change key, master key, Grand Master Key, and Great Grand Master Key
- Levels higher than four are not recommended for security reasons
 - With more levels, additional master pins in each chamber of the cylinder would be required, and with the additional master pins the possibility of unauthorized key interchanges could occur

See pages 54-56 on How to Establish Key Systems.

Step 3

Establish key hierarchy, key issuing policies and procedures, and administrative disciplines.

- Who, if anyone is authorized to carry the top master key?
- Who carries master keys and change keys?
 - Does every employee receive a key?
- What disciplinary action(s) is being put in place for violations?
 - Fines or Deposits
 - > Lost keys
 - > Keys not returned

- Will there be a key receipt required?
 - > Where will that be kept?
- Who is the systems administrator?
 - Authorized to purchase
 - Responsible for Key Control Administration
- Who is the Key Control Administrator?
 - Maintain key control software & all transactions

Step 4

System Layout

- Helpful Hints
 - KISS "Keep It Simple System"
 - > Do not use the term sub-master (not unless it's level 6 and higher)
- Lowest level possible
- Key to the building security objectives NOT to the people
 - Determine if the system is to be designed for Security or Convenience
- No cross keying, especially with patented locking systems and higher
- Key alike within master key groups as much as possible
 - Avoid top-heavy systems (example; few change keys used under masters)
- Has the right function of lockset been selected?
 - Storeroom vs. Classroom vs. Entry
 - Single cylinder vs. double cylinder
 - > If double cylinder, how is the inside cylinder to be keyed?
- Provide adequate quantity of keys
 - Top Level Master keys: Quantity should be limited to absolute minimum required.
 - Master keys: Quantity should also be limited to only amount required.
 - Change keys per key set and/or per keyed alike sets
 - Special operating keys
 - > Control keys: A Control key is as important as a top level Master key in a removable core system and quantities should therefore be limited to minimum required.

Separate the internal departments into sectors, example are:

- Perimeter
 - Including all exterior doors, roof surfaces, gates and fences, and adjacent buildings.
- Operations
 - Sensitive areas crucial to daily operations, such as plant engineering, security and mechanical operations.
- Management
 - Areas that are vital for daily business activities, primarily human resources,

administration, executive offices, IT, sales, and accounting.

- Services
 - Areas that provide employees and visitors with services, such as restrooms, medical treatment areas, housekeeping, food service, retail (unless it's a leased outside source).
- Unique Applications
 - Door openings requiring access control hardware where key override is required, or any other special application which would be unique.
- Tenants
 - Any tenants that are not part of the building.

Step 5

Servicing & Maintenance

- In-house or outside locksmith
 - Ensure proper training
 - Establish key cutting log
 - Establish service request procedures
- Service equipment
 - Key kit
 - Code cutter that complies with systems depths & spacing specifications
 - Locksmithing tools, fixtures & accessories
- Establish stock levels & requirements to avoid misuse of multi-section key blanks
 - Additional cylinders ready for emergencies
 - Additional key blanks (of all keyways)
- Who or where are the key blanks going to be kept?
- Who is authorized to cut keys?
 - What form of work order will be used to authorize cutting of keys?
 - Who will sign the work order?
 - What records will be kept & where?
- What type of reports will be required?
 - Overdue keys
 - Miss-cut keys
 - > Who receives the reports?
- Once a key has been cut, what instructions are given to the recipient?
 - Key receipt recommended
- Ensure that all transactions are recorded by the Key Control Administrator
- ENFORCEMENT FROM THE START! SUPPORT AND BACK THOSE WHO ARE RESPONSIBLE FOR MAINTAINING AND SERVICING THE SYSTEM.

SimpleK

Key Systems

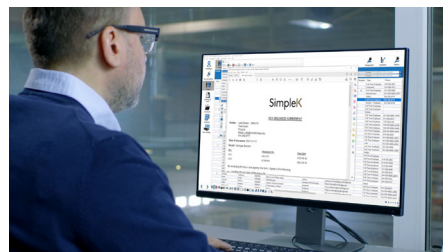
SimpleK

Master Key System and Key Management Software

SimpleK is a flexible and intuitive software program that streamlines and simplifies the complexities of managing master key systems, keys, and facilities. It combines all tools needed by locksmiths, facility managers, security officers, and anyone else involved in the key management processes.

The software provides total key control with audit trails, outstanding keys, overdue keys, tools for the rekeying process, and more. SimpleK software allows you to import maps and floor plans to see who has access to each individual door, the associated keys, and hardware on the opening.

SimpleK allows you to manage keys and keying systems of all sizes and types. This includes: Medeco, Corbin Russwin, ASSA ABLOY ACCENTRA™, SARGENT, ASSA, ABLOY, Schlage®, Best®, and many others.



Features:

- Advanced tools for locksmithing and key control
- Manage all key systems (unlimited number of records)
- Robust import tools to bring current data into SimpleK
- Interactive floor plans
- Master key system design and expansion
- Key requests, approvals, issuances, and returns workflow
- Cylinders and core pinning (verifies key interchange)
- Door-Key association visualization and rekeying solution
- Easily identify keys, access, and hardware on openings
- Visibility to audit trails and outstanding/overdue keys

SimpleK – Standard Edition

Description	Part Number
Primary License (3 users)	SMK040-30
Updates & Support Plan on Primary License, 1 year	SMK040-31

SimpleK – Professional Edition

Description	Part Number
Primary License (3 users)	SMK042-30
Additional license	SMK042-32
Updates & Support Plan on Primary License, 1 year	SMK042-35
Updates & Support Plan on Additional License, 1 year (per Add. Lic.)	SMK042-33

Add-On Modules

Description	Part Number
Item Tracking	SMK032-31
Web Interface	SMK032-33
Room Management	SMK032-35
Mobile Applications	SMK032-37

For more information, customer service or technical support, please call SimpleK at 800-315-0454 or visit www.simplek.com.

Numbering Scheme Overview

Key Systems

CR10		0	0	-	118	-	A01	-	6	-	L4	-	Finish x Options*	
Cylinder Type		Mechanism		Function		Length		Cam		Pins		Keyway		
CR10	Mortise	0	Standard	0	Standard	(Mortise Cylinder) Non-IC		A01	Cloverleaf	6	Standard	752		
CR11	Flex Head Mortise	1	Security	1	Hotel	100	1" (25mm)	A02	Straight	7		852		
CR12	Concealed Shell	2	Pyramid	3	Classroom	118	1-1/8" (29 mm)	A03	Adams Rite® MS			981		
	Mortise	3	IC Pyramid	6	Obsolete	114	1-1/4" (32 mm)	A04	DL4000 Series			A		
CR13	Thumbturn Mortise		Cylinder (LFIC)		Crossbar ED6200	138	1-3/8" (35 mm)	A05	Adams Rite 4070			DH		
CR14	Dummy Mortise	4	SFIC Housing	7	Pyramid Security	112	1-1/2" (38 mm)	A06	Schlage® Cloverleaf			N		
CR15	Access 3 Mortise - AP**	5	IC-Complete	8	UL IC Housing	134	1-3/4" (44mm)	A07	DL4100 Series			X		
CR16	Access 3 Mortise - AS**		Cylinder (SFIC)		Access 3	200	2" (51 mm)	A61	New MR Cloverleaf-			Z		
CR17	Access 3 Mortise - AHS**	6	Master Ring			214	2-1/4" (57 mm)		locks made after 5/93			Access 3		
CR20	Knob/Lever	7	LFIC Housing			212	2-1/2" (64 mm)	A62	MR Straight			Pyramid		
CR21	Continental Knob	8	IC Complete			234	2-3/4" (70 mm)	A63	Large MR Short					
CR22	Competitor Knob/Lever		Cylinder (LFIC)			300	3" (76 mm)	A64	Large MR Long					
CR23	Access 3 Competitor	9	IC Security			314	3-1/4" (83 mm)	A65	Old MR Cloverleaf -					
	Knob/Lever		Cylinder (LFIC)			312	3-1/2" (89 mm)		locks made prior to					
CR24	Competitor Keyways					334	3-3/4" (95 mm)		5/93					
CR25	Access 3 KIK/KIL - AP					(Mortise Cylinders) IC		A92	Exit Grip Trim 01, 02					
CR26	Access 3 KIK/KIL - AS					114	1-1/4" (32 mm)	A93	Obsolete Deadlocks:					
CR27	Access 3 KIK/KIL - AHS					138	1-3/8" (35 mm)		Corbin® 610 Series					
CR28	Access 3 Competitor					112	1-1/2" (38 mm)		and Russwin®					
	KIL - AS					134	1-3/4" (44mm)		1403 Series					
CR29	Access 3 Competitor					200	2" (51 mm)							
	KIL - AHS					214	2-1/4" (57 mm)							
CR30	Rim					212	2-1/2" (64 mm)							
CR33	Thumbturn Rim					(Rim Tailpiece)								
CR35	Access 3 Rim - AP***					058	5/8" (16 mm)							
CR36	Access 3 Rim - AS***					114	1-1/4" (32 mm) IC							
CR37	Access 3 Rim - AHS***					138	1-3/8" (35 mm)							
CR42	Special Application					178	1-7/8" (48 mm) IC							
CR44	DL2200, DL3200					178V	1-7/8" (48 mm) vertical IC							
CR45	Access 3 DL2200/					200	2" (51 mm)							
	DL3200 - AP					200V	2" (51 mm) vertical							
CR46	Access 3 DL2200/					318	3-1/8" (78 mm) IC							
	DL3200 - AS					312	3-1/2" (89 mm)							
CR47	Access 3 DL2200/					312V	3-1/2" (89 mm) vertical							
	DL3200 - AHS													
CR80	IC-Core Only (LFIC)													
CR82	SFIC Core Only													
CR85	Access 3 IC Core - AP													
CR86	Access 3 IC Core - AS													
CR87	Access 3 IC Core - AHS													
CR2300	RFC Padlock													

*For cylinder options, see pages 44-45

Finish	
Description	Specify
Bright Brass	605
Satin Brass	606
Bright Bronze	611
Satin Bronze	612
Dark Oxidized Satin Bronze, Oil Rubbed	613
Dark Oxidized Satin Bronze, Equivalent	613E
Bright Nickel Plated	618
Satin Nickel Plated	619
Flat Black Coated	622
Bright Chromium Plated	625
Satin Chromium Plated	626
Bright Stainless Steel	629
Satin Stainless Steel	630
Black Oxidized Bronze, Oil Rubbed	722
Black Suede Powder Coat	BSP
White Suede Powder Coat	WSP

All cylinder plugs are provided in 606 or 626, except for BSP cylinders for which BSP plugs are provided. CR2400 and CR8200 available in 606 or 626 only. Mortise and rim housings are provided in the finish ordered.

Cylinder and Key Stamping

Key Systems

Visual and Concealed Key Control

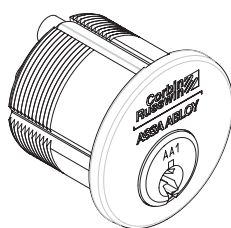
With these options, keys and/or cylinders are stamped with their respective keyset symbol, so lock mix-ups during installation or key mix-ups afterwards are less likely to happen – and easier to straighten out if they do. Lost keys are also easier to replace. The coded information on the cylinder tells you how the cylinder is keyed, thereby eliminating trial and error.

For example, the symbol AA1 shown in the illustration identifies the lock to be operated by grand master key A, master key AA and change key AA1. Upon written authorization from the building owner to an authorized Corbin Russwin Distributor, a bitting list can be furnished for each job to translate the symbols into key bittings.

If a key is lost, it can easily be replaced by referring to the symbol on the cylinder and the bitting on the bitting list. VKC is not available on Security or Pyramid cylinders.

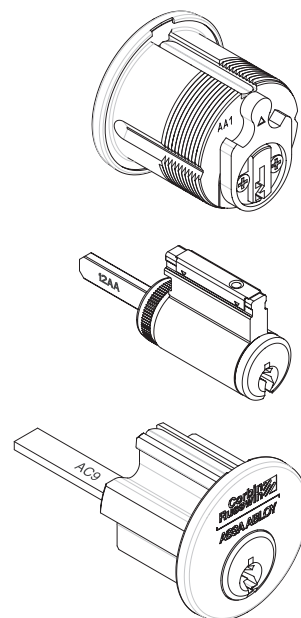
Visual Key Control (VKC) For Greater Convenience

The key symbol is stamped on the plug face or other visible portion of the front of the cylinder. (VKC is available on all keys, but not available on Security, CK4400 Series Lockset or Pyramid cylinders.)



Concealed Key Control (CKC) For Greater Security

For greater security, specify CKC on the cylinders. The key symbol is stamped in a concealed location, such as the rear of the cylinder. It is not visible to the general occupants of the building but can be accessed by authorized personnel upon removing the cylinder from the lockset.



The following codes and definitions have been established for specifying cylinder and key stamping:

Quick Code	Definition
VKC0	No keyset, registry number, keyway, nor bitting stamping on any keys. Includes master keys and change keys. (Keys will be tagged.)
VKC1	Master keys stamped with their keyset symbol and registry number. Change keys stamped with their keyset symbol and keyway.* (Standard for high security and security cylinders.)
VKC2	Master Keys stamped with their keyset symbol and registry number. Change keys stamped with their keyset symbol and keyway.* Cylinders stamped with their keyset symbol on the face of the plug. (Not available for high security or security cylinders.)
VKC3	Master Keys stamped with their registry number. Change keys stamped with their bitting, keyway* and system. Cylinders stamped with their keyset symbol on the face of the plug. (Not available for high security or security cylinders.)
CKC2	Master keys stamped with their keyset symbol and registry number. Change keys stamped with their keyset symbol and keyway.* Cylinders stamped with their keyset symbol in a concealed location.
CKC3	Master keys stamped with their registry number. Change keys stamped with their bitting, keyway* and system. Cylinders stamped with their keyset symbol in a concealed location. (Not available for high security, or security cylinders.)

*Keyway will NOT be stamped on the keys for security or high security cylinders, nor restricted or protected keyways unless specifically requested as per the purchase order. (KB18, KB19, KB28 or KB90 series)

Keying

Key Systems



Construction Master Keying

Construction Master Keying (CMK) is a Corbin Russwin keying option that provides the extra security needed in the transition from construction of a building or complex to completion.

The construction master key operates all Corbin Russwin cylinders while the building is under construction. Upon completion of the construction phase, it can be voided without removing the cylinders from the locks, simply by turning the change key in each cylinder.

Construction master keying is not available for interchangeable core. Temporary cores are available for IC jobs that require construction keying.

The permanent master and change keys for the system are always packed and shipped separately, and the order must include the names and addresses of individuals to whom the construction, permanent master and change keys should be sent.

This feature is NOT available on interchangeable core, Access 3, Pyramid, or Security series cylinders.

SKD Caution

Unless otherwise specified, SKD sets will be construction master keyed. When construction master keying is established for SKD sets, Corbin Russwin issues a separate SKD CMK key as well as an SKD CMK Control key if required.

How to Order CMK

To order locksets and/or cylinders with the construction master key feature, the quick code CMK should be indicated as an option.

Temporary Construction Cores

Lockable

A secure method of construction keying for interchangeable core hardware is the use of temporary construction cores. Corbin Russwin recommends this method of construction keying for IC jobs.

Hardware is furnished with construction cores that are keyed alike to a combination unrelated to the permanent system's master key. When the building is turned over to the owner, the permanent cores are installed and the temporary construction cores can be returned to Corbin Russwin for credit.

The IC temporary construction cores are available in red, blue and green. The color options enhance the user's ability to easily control access to different locations on a construction site, or identify different locations for specific keying applications.

How to Order Lockable

IC 6-pin with Red temporary construction core (Red), CT6R
IC 6-pin with temporary construction core (Blue), CT6B
IC 6-pin with temporary construction core (Green), CT6G
IC 7-pin with temporary construction core (Red), CT7R
IC 7-pin with temporary construction core (Blue), CT7B
IC 7-pin with temporary construction core (Green), CT7G

Examples:

ML2051 x LSA x 626 x RH x CT6R
CL3355 x NZD x 626 x CT6B
CR1080 x 114 x A01 x 626 x CT6G
Permanent cores must be ordered separately.

Disposable

Corbin Russwin offers two formats of disposable temporary cores. These cores do not require keys for their operation and no returns or credits are allowed.

Disposable cores are available for Corbin Russwin large format interchangeable core (LFIC) housings or for small format interchangeable core (SFIC) housings.

How to Order Disposable

LFIC
For 6-pin, use quick code CT6D
For 7-pin, use quick code CT7D

Examples:

ML2051 x LSA x 626 x RH x CT6D
CR1070 x 114 x A01 x 626 x CT6D
Permanent cores must be ordered separately.

SFIC - Key-in-lever/knob locksets

For 6- and 7-pin, use quick code CTSD

SFIC - Mortise Locks and Exit Devices-Rim Cylinders

For 6-pin housing, use quick code CLS6

For 7-pin housing, use quick code CLS7

Conventional

Key Systems

Mortise Cylinders

For use with all mortise locks and DL3000 Deadlocks. IC: page 15. Security: page 17. Master Ring: page 21. Pyramid: page 25.



Type	Length	Cam	Pins	Keyway	Finish	Plug Finish
CR1000	100 1" (5 pin only)	(see page 41)	5 (1" length only)	(see pages 32-40)	605	606
	118 1-1/8" (standard)	A01 Cloverleaf	6 (standard)		606	606
	114 1-1/4"	A02 Straight	7 (available for 1-1/4"-3")		611	606
	138 1-3/8"	A03 Adams Rite® MS			612	606
	112 1-1/2"	DL3000 Deadlock			613	606
	134 1-3/4"	A04 DL4000 Deadlock			622	606
	200 2"	A05 Adams Rite 4070			625	626
	214 2-1/4"	A06 Schlage® Cloverleaf			626	626
	212 1-1/2"	A07 DL4100			629	626
	234 2-3/4"	A62 MR Straight / CR900 Series Mullion			630	626
	300 3"	A92 Exit Grip Trim 01 & 02			722	606
	314 3-1/4"	A93 Obsolete deadlocks: Corbin® 610 Series and Russwin® 1403 Series			BSP	BSP
	312 3-1/2"				WSP	626
	334 3-3/4"					

Flexible Head Mortise Cylinders

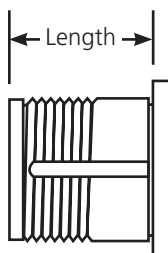
Use Flexible Head mortise cylinders only with sectional trim mortise locks. The head is spring-loaded to adjust for minor variations in door thickness. See page 21 for Master Ring



Type	Length	Cam	Pins	Keyway	Finish	Plug Finish
CR1100	100 1" (6-pin std.)	(see page 41)	6 (standard)	(see pages 32-40)	605	606
	118 1-1/8"	A01 Cloverleaf	7 (available for 1-1/4" - 1-1/2")		606	606
	114 1-1/4"	A02 Straight			611	606
					612	606
					613	606
					618	626
					619	626
					625	626
					626	626
					722	606
					BSP	BSP
					WSP	626

Concealed Shell Mortise Cylinders

Concealed shell cylinders are for mortise locks using "Plug Only to Show" escutcheon trim.



All cylinder plugs are provided in 606, 626, or BSP finish

Length is measured from behind the cylinder head to the end of the cam.
For cam illustrations and applications, see page 41.

Conventional Key Systems

Hotel Function Cylinders

Change Keys and all normal master keys have limited rotation to retract latchbolt only. Emergency Master Key (EMK) and display key turn 360° to operate deadbolt as well.

Cylinder for Obsolete Exit Device

For inside of obsolete Corbin® 3726 1/2 and 3727 1/2 and Russwin® 736 1/2 and 737 1/2 only. Cam rotation is limited by steel pins on back of shell.

Type	Number	Remarks
Standard	CR1001-114-A01	Cylinders are 6-pin. Display and Emergency Master Keys are cut on 7-pin blanks
Flexible Head	CR1101-118-A01	
Concealed Shell	CR1201-114-A01	

Not available with D1, D2, L1, L2, 752, 852 or A Class keyways. Order with A91 cam to accept discontinued Russwin® "G" type long EMK.

Finishes: see Standard, Flexible Head and Concealed Shell Cylinder sections, page 8.

Application	Number	Remarks
Folger Adam® NS400 Series x LEK	CR1004-118-A02	Clockwise
Folger Adam NS400 Series x LEK	CR1005-118-A02	Counterclockwise

Finishes: 605, 606, 611, 612, 613, 625, 626, 629, 630, 722

1006-118-A02 (6-pin only)

Finishes: 605, 606, 611, 612, 613, 622, 625, 626, 629, 630, 722, BSP, WSP

All cylinder plugs are provided in 606 or 626, except for BSP cylinders for which BSP plugs are provided. Mortise housings are provided in the finish ordered.

Thumbturn Cylinders



Classroom function cylinders have a pin to block cam rotation in the locking direction. The pin may be installed on either side of the cam, depending on the hand of the door.

Suffix cam number to basic cylinder number. Example: 1300-118-A03					
Function	Length	Basic Number	A02 (147F77)	A03 (111F55)	A93 (281F27)
Standard	1"	CR1300-100-	•	•	N/A
	1-1/8"	CR1300-118-	•	•	•
	1-1/4"	CR1300-114-	•	•	N/A
	1-3/8"	CR1300-138-	•	•	N/A
Classroom	1"	CR1303-100-	N/A	•	N/A
	1-1/8"	CR1303-118-	N/A	•	N/A
	1-1/4"	CR1303-114-	N/A	•	N/A
	1-3/8"	CR1303-138-	N/A	•	N/A

Finishes: 605, 606, 611, 612, 613, 622, 625, 626, 629, 630, 722, BSP, WSP

All 1300- and 1303- thumbturn cylinders are available with the M34 Option (Ergonomic Thumbturn)

Dummy Cylinders



These cylinders may be used to fill an opening left when mortise cylinder operation is no longer desired.

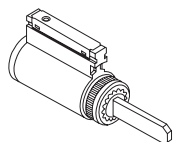
Number	Length
CR1400-118	1-1/8"
CR1400-114	1-1/4"
CR1400-138	1-3/8"

Finishes: 605, 606, 611, 612, 613, 622, 625, 626, 629, 630, 722, BSP, WSP

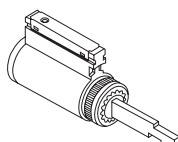
Conventional

Key Systems

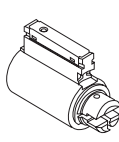
Component Cylinders Finishes 606, 626, BSP



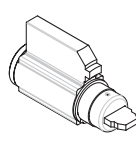
CR2000-031, 033, 034 or 037



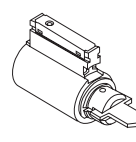
CR2000-038



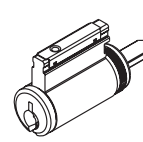
CR2000-052



CR2000-044



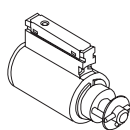
CR2000-051



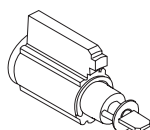
CR2000-031H

Type	Tailpiece	Series	Lever (Plug diameter)	Knob (Plug diameter)	Tailpiece Part Number (Length) 6-Pin	Tailpiece Part Number (Length) 7-Pin
CR2000	031	CL3100 Lever Trim	(.509")		778F778 (.692")	778F768 (.536")
	031H	CK4300		(.509")	778F778 (.692")	NA
	033	CL3300, CL3500, CL3800, CL3600 (June 2000 and after) Lever Trim - A6/N6/PR6	(.509")		622F308 (.950")	682F298 (.794")
	033H	G1055 ED Trim (Horizontal Tailpiece)		(.509")	622F308 (.950")	682F298 (.794")
	034	CLX3300 Mechanical Functions (1-3/8" - 2" doors) CL3400 (Lockset Series Obsolete) CL3600 (Prior to June 2000), A5/N5 CK4800	(.509")		862F998 (1.056")	863F018 (.900")
	034L	CLX3300 Mechanical Functions (2-1/4" doors)	(.509")		863F008 (1.280")	863F028 (1.124")
	E34	CLX3300 Electrified Functions (1-3/8" - 2" doors)	(.509")		886F140 (.895")	886F160 (.739")
	E34L	CLX3300 Electrified Functions (2-1/4" doors)	(.509")		886F150 (1.058")	886F170 (.902")
	037	CL3700	(.509")		682F298 (.794")	NA
		CK4700		(.509")		
	038	CL3800 (Obsolete 1993-1997 model)	(.509")		596F898 (1.056")	NA
	039	CL3900	(.509")		680F608 (1.700")	NA
	039L	CL3900 (2", 2-1/4" Thick Doors)	(.509")		681F068 (1.950")	NA
	044	CK4400		(.509")	NA Separately	NA
	051	B2/G2/G3 ED Trim		(.552")	489F028 (.890")	NA
	052	UT5200/CK4200	(.552")	(.552")	No Tailpiece	NA

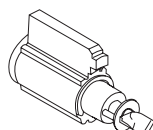
Note #1= For 7-pin version, suffix -7 i.e. CR2000-033-7



CR2001-052



CR2001-044

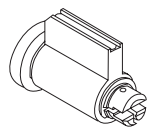


CR2001-066

Type	Tailpiece	Series	Lever (Plug diameter)	Knob (Plug diameter)	Tailpiece Part Number (Length) 6-Pin	Tailpiece Part Number (Length) 7-Pin	Remarks
CR2001	031	CL3129	(.509")		775F958 (.808")	775F968 (.652")	Use CR2001-031-E8 for EMK Blank
	034	CL3329/CL3629 CL3429 (Lockset Series Obsolete)	(.509")		585F338 (1.046")	585F358 (.890")	Use CR2001-034-E8 for EMK Blank
	034A	CLX3329	(.509")		864F568 (.202")	864F578 (.046")	Use CR200-034-E8 for EMK Blank
	044	CK4429 (Straight Tailpiece)		(.509")	564F508 (.764")	NA	Use CR2001-044-E4 for EMK Blank
	052	CK4229	(.552")	(.552")	No Tailpiece	NA	Use CR2001-052-E4 for EMK Blank
	066	CK4429 (Twisted Tailpiece)		(.509")	574F128 (.835")	NA	Use CR2001-066-E4 for EMK Blank

Note #1= For 7-pin version, suffix -7, i.e. CR2000-033-7

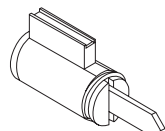
Note #2= CR2003-044 used for CK4455 & CK4482 prior to August 1993



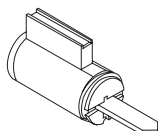
CR2100-052

Type	Tailpiece	Series	Lever (Plug diameter)	Knob (Plug diameter)	Tailpiece Part Number (Length) 6-Pin	Tailpiece Part Number (Length) 7-Pin	Remarks
CR2100	052	Ronde and Continental Knob (Obsolete)		(.552")	No Tailpiece	NA	Finishes 605, 606, 611, 612, 613, 625, 626

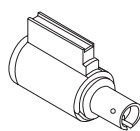
Conventional Key Systems



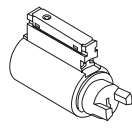
CR2200-001



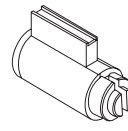
CR2200-002



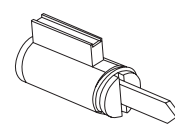
CR2200-008



CR2200-076



CR2200-054



CR2200-003

Cylinders for Other Manufacturer's Products - 6-pin

Type	Tailpiece	Series	Lever (Plug diameter)	Knob (Plug diameter)	Tailpiece Part Number (Length)	Tailpiece Orientation
CR2200	001-A21	Alarm Lock DL2500 Series	(.552")	(.552")	444F748 (.813")	Vertical
		Arrow® H Series Knobs and Levers				
		Arrow Q Series Levers				
		Sargent® 10 Line*				
		Schlage® D Series Levers				
	001-A22	Schlage AL and ND Series Levers	(.552")		461F108 (1.078")	Vertical
	002-A21	Schlage D Series Knobs		(.552")	444F748 (.813")	Horizontal
	002-A22	Schlage A Series Knobs (PLY, etc.)		(.552")	461F108 (1.078")	Horizontal
	002-A23	Schlage A Series Knobs (ORB, only)		(.552")	520F358 (1.328")	Horizontal
	003-A24	Lockwood® H Series Knobs (Enlarge Knob Hole)		(.552")	444F748 (.813")	Vertical
	008	Sargent 7,8,9 Line (Enlarge Knob Hole)		(.552")	NA	
	054	ASSA ABLOY ACCENTRA™ 5400, 6200 Knobs Only (Enlarge Knob Hole)		(.552")	NA	
	076	Sargent 7600 Integrallock (Enlarge Knob Hole)		(.552")	NA	

*Order Sargent 10 Line locks with YC- option.

Cylinders for Other Manufacturer's Products - 6- and 7-pin

Type	Tailpiece	Series	Lever (Plug diameter)	Tailpiece Part Number (Length) 6-Pin	Tailpiece Part Number (Length) 7-Pin	Tailpiece Orientation
CR2000	034	Sargent® 10X Line mechanical functions 1-3/8" - 2" doors*	(.509")	862F998 (1.056")	863F018 (.900")	Vertical
	034L	Sargent 10X Line mechanical functions 2-1/4" doors*		863F008 (1.280")	863F028 (1.124")	
	E34	Sargent 10X Line electrified functions 1-3/8" - 2" doors*		886F140 (.895")	886F160 (.739")	
	E34	Sargent 10X Line electrified functions 2-1/4" doors*		886F150 (1.058")	886F170 (.902")	

*Order Sargent 10X Line locks with YC- option.

Conventional

Key Systems

Cylinders with Other Manufacturer's Keyways - 6-pin

Type	Tailpiece / Keyway	Series	Lever (Plug diameter)	Knob (Plug diameter)	Tailpiece Part Number	Remarks
CR2400	031-C	CL3100	(.509")		778F788 (.710")	Schlage C Keyway
	031-LA	CL3100	(.509")		778F788 (.710")	SARGENT LA Keyway
	033-C	CL3300/CL3600 (June 2000 and after) ED8200/ED8400	(.509")		682F398 (0.950")	Schlage C Keyway
	033-LA	CL3300/CL3600 (June 2000 and after) ED8200/ED8400	(.509")		682F398 (0.950")	SARGENT LA Keyway
	034-C	CL3400 (Lockset Series Obsolete) CL3600 (Prior to June 2000)	(.509")		622F328 (1.106")	Schlage C Keyway
	034-LA	CL3400 (Lockset Series Obsolete) CL3600 (Prior to June 2000)	(.509")		622F328 (1.106")	SARGENT LA Keyway
	034-C	CLX3300 Mechanical Functions (1-3/8" - 2" doors)			863F038 (1.056")	Schlage C Keyway
	034L-C	CLX3300 Mechanical Functions (2-1/4" doors)			863F048 (1.280")	Schlage C Keyway
	E34-C	CLX3300 Electrified Functions (1-3/8" - 2" doors)			886F180 (.895")	Schlage C Keyway
	E34L-C	CLX3300 Electrified Functions (2-1/4" doors)			886F190 (1.058")	Schlage C Keyway
	034-LA	CLX3300 Mechanical Functions (1-3/8" - 2" doors)			863F038 (1.056")	SARGENT LA Keyway
	034L-LA	CLX3300 Mechanical Functions (2-1/4" doors)			863F048 (1.280")	SARGENT LA Keyway
	E34-LA	CLX3300 Electrified Functions (1-3/8" - 2" doors)			886F180 (.895")	SARGENT LA Keyway
	E34L-LA	CLX3300 Electrified Functions (2-1/4" doors)			886F190 (1.058")	SARGENT LA Keyway
	037-C	CL3700	(.509")		685F098 (0.794")	Schlage C Keyway
		CK4700		(.509")		
	039-C	CL3900	(.509")		616F208 (1.700")	Schlage C Keyway
	039-LA	CL3900	(.509")		616F208 (1.700")	SARGENT LA Keyway

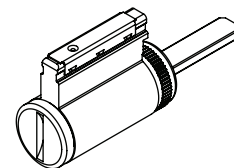
CR2400 cylinder available in 606 and 626 finish only

DL2200/DL3200 Deadbolts Cylinder (.509 Plug Diameter)

Cylinder Type	Function	1-3/8" or 1-3/4" (Standard)		2" or 2-1/4"	
		Cylinder	Tailpiece	Cylinder	Tailpiece
6-Pin	11, 13, 17	CR4400-134-A51	753F768	CR4400-134-A51	753F768
	12	CR4400-134-A52	753F778	CR4400-214-A52	753F788
7-Pin	11, 13, 17	CR4400-134-A51-7	753F768	CR4400-134-A51-7	753F768
	12	CR4400-134-A52-7	753F778	CR4400-214-A52-7	753F788

Miscellaneous

Description	Door Thickness	Model Number Used with CLX3330 Function Only
Emergency release cylinder	1-3/8" - 2"	CR2000C-034
	2-1/4"	CR2000C-034L




Conventional

Key Systems

Rim Cylinders


For use with exit devices and exit device trim.



Type	Tailpiece Length		Pins	Keyway	Finish	Plug Finish
CR3000	058	5/8" 955 and 959 Trims	6 (standard) 7	(see pages 32-40)	605	606
	138	1-3/8" M61 & M62 option for ED8200 and obsolete ED9200 exit device alarms			606	606
	200	2" (std. door)			611	606
	200N	2" PED/ED4000 & PED/ED5000 Night Latch Function			612	606
	200V	2" vertical tailpiece			613	606
	312	3-1/2" (thick door)			622	606
	312V	3-1/2" vertical tailpiece			625	626
					626	626
					629	626
					630	626
					722	606
					BSP	BSP
					WSP	626
Tailpiece Orientation std. = Horizontal V = Vertical						

All cylinder plugs are provided in 606 or 626, except for BSP cylinders for which BSP plugs are provided. Rim housings are provided in the finish ordered.

Rim Thumbturn



Type	Tailpiece Length	Pins	Keyway	Finish
CR3300	138 1-3/8" 200 2" (std. door)	N/A	N/A	605
				606
				611
				612
				613
				622
				625
				626
				629
				630
				722
				BSP
				WSP

Interchangeable Core

Key Systems

Fast changeover - new security in seconds!

Large Format Interchangeable Core

Options:

- 7-Pin
- VKC (Visual Key Control)
- CKC (Concealed Key Control)
- Restricted/Protected Keyways
- Pyramid
- Access 3

Advantages

Rekeying can be done by non-technical personnel without removing hardware from the door. When used system-wide, LFIC provides tremendous rekeying convenience.

When planned from the inception of a system, LFIC cylinders can be integrated with conventional cylinders.

Applications

LFIC is recommended for virtually all types of keying systems, such as office buildings, hotels, schools, hospitals and universities. When used in exit devices and other installations which are labor intensive to rekey, LFIC saves time and money over the life of the building.

Operations


All operating keys (change, master, grand master) operate the lock normally. To rekey, use the special control key. The control key operates at a separate shear line in certain chambers within the core. Only the control key is required to remove and install a core.

Cores

6-pin standard; 7-pin, security and Pyramid optional. Two nickel silver change keys furnished standard per core. Control keys only furnished when ordered. LFIC Cylinders are not available keyed random.

Key Control

Corbin Russwin cores are available with protected and restricted keyways, patented keyways, security and Pyramid to deter unauthorized key duplication. No orders for patented protected keys, security or Pyramid keys will be shipped for a keying system without a letter of authorization from the end user.



Large Format Interchangeable Core

Construction Keying

Temporary cores are available for LFIC jobs that require construction keying.

Core Marking

Concealed Key Control (CKC) is available for all Corbin Russwin cores. Visual Key Control (VKC) is available for conventional cores, but not for security or Pyramid cores.

Ordering LFIC Locksets and Exit Devices

For specific product availability and Quick Codes for cylinder options, see "How to Order" in each catalog section.

Small Format Interchangeable Core

Advantages

Small Format Interchangeable Cores (SFIC) provide a cost effective retrofit option for other manufacturers' SFIC products without having to replace existing locking hardware. Utilizing a standard A2 or A4 pinning specification, Corbin Russwin SFIC is available in the following Best keyways: A, B, C, D, E, F, G, H, J, K, L, and M.

Cores

6-pin or 7-pin SFIC cylinders are available either uncombined or master keyed. Corbin Russwin will provide master keying services for new SFIC systems only. Systems utilizing SFIC cannot be combined with any other Corbin Russwin key systems and cannot be supplied keyed random. Two operating keys are furnished per core. Control keys are not supplied unless specified.

Note: If keying is not specified at the time of order, SFIC cylinders will be supplied as uncombined.



Small Format Interchangeable Core

Construction Keying

Temporary cores are available in 6-pin for SFIC jobs that require construction keying.


Ordering SFIC Locksets and Exit Devices

For specific product availability and Quick Codes for cylinder options, see "How to Order" in each catalog section.

Interchangeable Core

Key Systems


Interchangeable Core Mortise



CR10	8	0	-	114	-	A01	-	6	-	L4	-	x	Finish	x	Option
------	---	---	---	-----	---	-----	---	---	---	----	---	---	--------	---	--------

Core	Function	Length	Cam	Pins	Keyway	Finish*	Temporary Core
3 Pyramid	0 Standard	114 1-1/4"	(see page 41)	6 (standard)	(see pages 32-40)	605	CT6R LFIC 6-pin with temporary construction core (Red)
4 SFIC Housing Only (No Core)	1 Uses - E1suffix for EMK blank Hotel 1-3/8" with A01 cam only.	138 1-3/8"	A01 Cloverleaf	7 (Not available for 1-1/4", 1-3/8" LFIC and 1-1/4" SFIC)		606	CT6B LFIC 6-pin with temporary construction core (Blue)
5 SFIC (Core Included)		112 1-1/2"	A02 Straight			611	CT6G LFIC 6-pin with temporary construction core (Green)
8 IC complete cylinder (LFIC)		134 1-3/4"	A03 Adams Rite® MS and DL3000 Deadlock			612	CT7R LFIC 7-pin with temporary construction core (Red)
9 Security (6-Pin only)	7 Pyramid Security	200 2"	A04 DL4000			613	CT7B LFIC 7-pin with temporary construction core (Blue)
7 LFIC Housing only (no core)		214 2-1/4"	A05 Adams Rite 4070			613E	CT7G LFIC 7-pin with temporary construction core (Green)
		212 2-1/2"	A06 Schlage® Cloverleaf			622	CT6D 6-pin LFIC Disposable
			A07 DL4100			625	CT7D 7-pin LFIC Disposable
			A62 MR Straight / CR900 Series Mullion			626	CT6SB SFIC with temporary construction core (Blue)
			A92 Exit GripTrim 01 & 02			629	CT6SD SFIC Disposable
			A93 Obsolete deadlocks: Corbin® 610 Series and Russwin® 1403 Series			722	
						BSP	
						WSP	

Interchangeable Core Rim



CR30	8	0	-	178	-	6	-	L4	x	Finish	x	Option
------	---	---	---	-----	---	---	---	----	---	--------	---	--------

Core	Function	Tailpiece Length	Pins	Keyway	Finish*	Temporary Core
3 Pyramid	0 Standard	058 5/8"	6 (standard)	(see pages 32-40)	605	CT6R LFIC 6-pin with temporary construction core (Red)
4 SFIC Housing Only (No Core)	7 Pyramid Security	114 1-1/4" M61 & M62 option for ED8200 and obsolete ED9200 exit device alarms	7		606	CT6B LFIC 6-pin with temporary construction core (Blue)
5 SFIC (Core included)		178 1-7/8" (std. door)			611	CT6G LFIC 6-pin with temporary construction core (Green)
8 IC complete cylinder (LFIC)		178V 1-7/8" vertical tailpiece			612	CT7R LFIC 7-pin with temporary construction core (Red)
9 Security (6-Pin only)		318 3-1/8" (thick door)			613	CT7B LFIC 7-pin with temporary construction core (Blue)
7 LFIC Housing only (no core)		Tailpiece Orientation STD Horizontal V Vertical (Not Available for 114 length)			622	CT7G LFIC 7-pin with temporary construction core (Green)
					625	CT6D 6-pin LFIC Disposable
					626	CT7D 7-pin LFIC Disposable
					629	CT6SB SFIC with temporary construction core (Blue)
					630	CT6SD SFIC Disposable
					722	
					BSP	
					WSP	

*All plugs and shells for LFIC cylinders are provided in 606 or 626, except for BSP cylinders for which BSP plugs and shells are provided. All plugs and shells for SFIC cylinders are provided in 606 or 626 only. Housings are provided in the finish of the lock hardware ordered.

Note: If ordering construction core for Pyramid, Access 3, & Security systems, order CR1080 for mortise, CR3080 for rim, or CR8000 for core only & use Quick Codes CT6R, CT6B, or CT6G. For disposable core order CR1070 for mortise, CR3070 for rim & use Quick Code CT6D. Permanent core needs to be ordered separately.

Interchangeable Core

Key Systems

Core Only



**Large Format
Interchangeable Core**



**Small Format
Interchangeable Core**

Description	Number	Remarks	EMK Blank
6-pin for CL3129	CR8001-031	Hotel indicator pin	-E8 Suffix
7-pin for CL3129	CR8001-031-7	Hotel indicator pin	-E8 Suffix
6-pin for CLX3329	CR8001-034A	Hotel	-E8 Suffix
7-pin for CLX3329	CR8001-034-7	Hotel	-E8 Suffix
6-pin standard	CR8000	Set to hotel mortise EMK	N/A
6-pin standard	CR8000EMK	-E1 suffix	
Security	CR8010EMK	Set to hotel mortise EMK	N/A
Security	CR8010		-E1 suffix
7-pin	CR8000-7	Hotel indicator pin	N/A
6-pin for CL3329, CL3629	CR8001-034	Hotel indicator pin	-E8 suffix
7-pin for CL3329, CL3629	CR8001-034-7	Hotel indicator pin	-E8 suffix
6-pin for CLX3329	CR8001-034A	Hotel indicator pin	-E8 suffix
7-pin for CLX3329	CR8001-034A-7	Hotel indicator pin	-E8 suffix
6-pin for CK4229	CR8001-042	Hotel indicator pin	-E4 suffix
Security for CK4229	CR8011-042		-E4 suffix
Pyramid High Security	CR8020		N/A
Pyramid Security	CR8027		N/A
SFIC	CR8200	6-pin	N/A
SFIC	CR8200-7	7-pin	N/A

Specify Keyway

Finishes: 606, 626, & BSP only. Plugs and shells for SFIC cylinders are provided in 606 or 626 only.

Uncombined cores: Specify "UC". Keys not provided. Not applicable for 8000EMK, 8010EMK

Security Cylinders (Inactive - For Existing Systems only)

Key Systems

Standard Function Security Mortise



CR10	1	0	-	118	-	A01	-	6	-	L4	-	x	Finish	x	Option
------	---	---	---	-----	---	-----	---	---	---	----	---	---	--------	---	--------

Mechanism	Function	Length	Cam (see page 41)	Pins	Keyway	Finish	Plug Finish	Uncombined
1 Standard	0 Standard	118 1-1/8"	A01 Cloverleaf	6 -pin only	(see pages 32-40)	605	606	UC
9 IC (available)	1 Hotel	114 1-1/4"	A02 Straight			606	606	
1-1/4"		138 1-3/8"	A03 Adams Rite® MS and DL3000 Deadlock			611	606	
1-3/8"		112 1-1/2"	A04 DL4000 Deadlock			612	606	
1-1/2"		134 1-3/4"	A05 Adams Rite 4070			613	606	
1-3/4"		200 2"	A06 Schlage® Cloverleaf			613E	606	
2"		214 2-1/4"	A07 DL4100			622	606	
2-1/4"		212 2-1/2"	A62 MR Straight / CR900 Series Mullion			625	626	
		234 2-3/4"	A92 Exit GripTrim 01 & 02			626	626	
			A93 Obsolete deadlocks: Corbin® 610 Series and Russwin® 1403 Series			629	626	
						630	626	
						722	606	
						BSP	BSP	
						WSP	626	

All cylinder plugs are provided in 606 or 626, except for BSP cylinders for which BSP plugs are provided. Mortise housings are provided in the finish ordered.

Special Function Security Mortise

Hotel Function Security Mortise

Change key and all normal master keys have limited rotation to retract latchbolt only. Emergency Master Key (EMK) and display key turn 360° for additional operation of deadbolt. EMK and display key requires 7-pin key blank for standard cylinders and -E1 suffix blank for IC cylinders.

Cylinder Number	Description
CR1011-114-A01*	1-1/4" Cloverleaf cam only
CR1091-138-A01	IC version 1-3/8"
CR1071-138-A01	IC housing only

*1011 cylinder not available with D1, D2, L1 or L2 keyways

Cylinder Number	Cam
CR1012-114-A01	Cloverleaf cam
CR1012-114-A02	Straight cam
CR1012-114-A03	DL 3000 Series Adams Rite® MS cam
CR1012-114-A04	DL4000 Series Deadlock
CR1012-114-A05	Adams Rite 4070
CR1012-114-A93	Obsolete 610/1403 Deadlock

Cylinder Number	Change Key	Cam
CR1014-118-A02	Clockwise	Straight
CR1015-118-A02	Counter-Clockwise	Straight

Folger Adam® NS400 Series x LEK uses A02 cam version.

Security Cylinders (Inactive - For Existing Systems only)

Key Systems

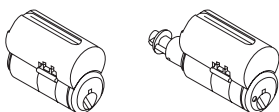
Security Rim



CR3	0	1	0	—	200	—	6	—	L4	x	Finish	x	Option
Mechanism	Function	Tailpiece Length				Pins	Keyway	Finish	Plug Finish	Uncombined			
1 Standard 9 IC	0 Standard	For 3010 Only		For IC		6-pin only	(see pages 29-37)	605	606	UC			
		138	1-3/8" M61& M62 option for ED8200 and obsolete ED9200 exit device alarms	114	1-1/4" M61 & M62 option for ED8200 and obsolete ED9200 exit device alarms			606	606				
								611	606				
								612	606				
								613	606				
								613E	606				
								622	606				
								625	626				
								626	626				
								629	626				
				630	626								
				722	626								
				BSP	BSP								
				WSP	626								

All cylinder plugs and shells are provided in 606 or 626, except for BSP cylinders for which BSP plugs and shells are provided. Rim housings are provided in the finish ordered.

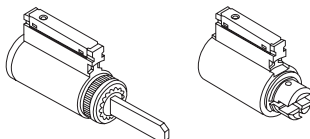
Security Cores Only



Description	Core Number	Remarks	EMK Blank
Standard	CR8010		N/A
For 1091	CR8010	EMK Set to hotel mortise EMK	-E1 suffix
For CK4229	CR8011-042	Hotel indicator pin	-E4 suffix

Specify Keyway. Available uncombined, except CR8010EMK.
Finishes: 606 & 626 only

Key-in-Knob/Key-in-Lever



Lockset	Cylinder Number
CL3100	CR2010-031
CL3300, CL3500, CL3800, CL3600 Series (June 2000 and after)	CR2010-033
G1055 exit device knob trims	CR2010-033H
CLX3300, CL3300, CL3600 Series (Prior to June 2000), CK4800	CR2010-034
CLX3300 (2-1/4" door)	CR2010-034L
CL3800 Series (obsolete 1993-1997 model)	CR2010-038
CL3900 Series	CR2010-039
CL3900 Series (2", 2-1/4" Thick Door)	CR2010-039L
B2, G2 Exit Device Knob Trim	CR2010-051
CK4200 and UT5200 Series	CR2010-052
CK4229 Hotel Function	CR2011-052
CK4300 Series	CR2010-031H

Specify Keyway. Available uncombined.
Use -E4 suffix for EMK blank. Finishes: 606, 626

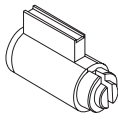
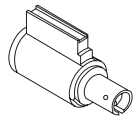
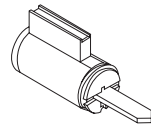
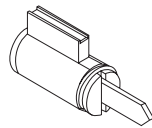
Security Cylinders (Inactive - For Existing Systems only)

Key Systems

DL2200/DL3200 Deadbolts Cylinder

Function	1-3/8" or 1-3/4" (Standard)		2" or 2-1/4"	
	Cylinder	Tailpiece	Cylinder	Tailpiece
11, 13, 17	CR4410-134-A51	753F768	CR4410-134-A51	753F768
12	CR4410-134-A52	753F778	CR4410-214-A52	753F788

Other Manufacturers' Products



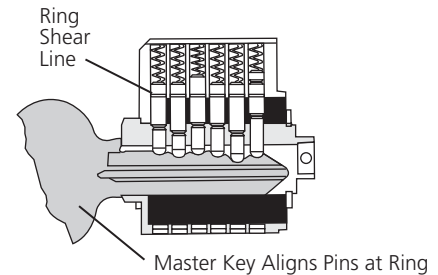
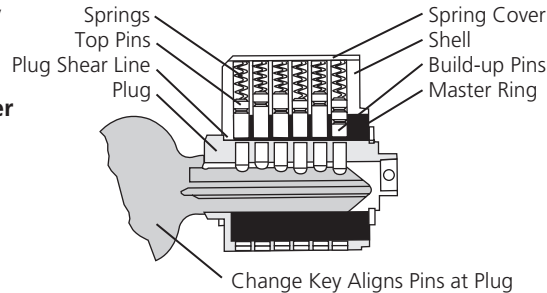
Vertical Tailpiece		Horizontal Tailpiece			
Alarm Lock DL2500 Series	CR2210-001-A21	Schlage D Series Knobs	CR2210-002-A21	Sargent 7, 8, 9 Line (enlarge knob hole) CR2210-008	ASSA ABLOY ACCENTRA™ 5400, 6200 Knobs (enlarge knob hole) CR2210-054
Arrow® H Series Knobs & Levers	CR2210-001-A21	Schlage A Series Knobs (PLY, etc.)	CR2210-002-A22		
Arrow Q Series Levers	CR2210-001-A21	Schlage A Series Knobs (ORB, only)	CR2210-002-A23		
Sargent® 10 line (Enlarge lever hole)*	CR2210-001-A21	Available Uncombined. Finishes: 606, 626			
Schlage® D Series Levers	CR2210-001-A21				
Schlage AL and ND Series Levers	CR2210-001-A22				
Lockwood H Series Knobs (enlarge knob hole)	CR2210-003-A24				

*Or order Sargent 10 Line locks with 30 prefix.

Master Ring

Key Systems

- Greater master keying capacity
- Superior keying flexibility
- Greater security in each cylinder



Advantages

6-pin Master Ring keying systems offer keying capacity similar to 7-pin conventional cylinder systems.

There is, however, far greater flexibility for asymmetrical keying systems, because change key combinations do not require any direct relationship to those of master keys. In conventional systems, combinations not needed under a given master key cannot be used elsewhere in the system. In master ring, they can. This frees thousands of combinations for use anywhere within a master ring system.

Since the master keys all have their own shear line, fewer master pins are used, increasing cylinder security. This security enhancement reduces the chances of cylinders being manipulated by stray keys. It also hinders surreptitious entry by picking and impressioning.

When planned from the inception of a keying system, conventional cylinders may be integrated into specific parts of a Master Ring system for areas where the required hardware does not accommodate the large Master Ring cylinders.

Applications

Corbin Russwin Master Ring cylinders are especially recommended for installations which require large and complicated keying systems, such as hospitals and universities.

Field Serviceability

Corbin Russwin Master Ring cylinders are fully field serviceable.

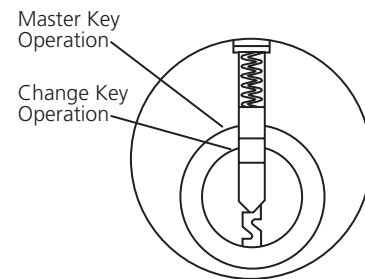
Note: Master Ring cylinders are not available uncombined.

Key Control

Restricted and protected keyways are available.

Construction Master Keying

When planned from the inception of a keying system, construction master keying is available.



Operation

The change key rotates the cylinder plug only. Master keys operate at the master ring, which is a sleeve around the plug.

Cylinder Marking

Visual Key Control (VKC) and Concealed Key Control (CKC) are available for Master Ring cylinders.

Ordering Locksets and Exit Devices with Master Ring Cylinders

For specific product availability and Quick Codes for cylinder options, see "How to Order" in each catalog section.

Master Ring

Key Systems

Standard Master Ring Mortise

(1-1/2" diameter; .552" diameter plug)



Type	Length	Cam	Pins	Keyway	Finish	Plug Finish
CR1060	100 1" (5-pin only)	(see page 41)	5 (1" length only)	(see pages 32-40)	605	606
	118 1-1/8"	A61 Cloverleaf*	6 (standard)		606	606
	114 1-1/4"	A62 Straight			611	606
	138 1-3/8"	A63 Large Short	7 (Available 1-3/8" only)		612	606
	112 1-1/2"	A64 Large Long			613	606
	134 1-3/4"	A65 Cloverleaf (formerly 11A)			613E	606
	200 2"				618	626
	214 2-1/4"				619	626
	212 2-1/2"	*A61 is for locks made after 5/93; requires thumbturn hub 562F41-2			622	606
	234 2-3/4"				625	626
	300 3"				626	626
					722	606
					BSP	BSP
					WSP	626

Flexible Head Master Ring Mortise

(1-1/2" diameter; .552" diameter plug)



Type	Length	Cam	Pins	Keyway	Finish	Plug Finish
CR1160	100 1" (6-pin only)	(see page 41)	6 (standard)	(see pages 32-40)	605	606
	118 1-1/8"	A61 Cloverleaf*			606	606
	114 1-1/4"	A62 Straight			611	606
		A63 Large Short			612	606
		A64 Large Long			613	606
		A65 Cloverleaf (formerly 11A)			613E	606
					618	626
					619	626
		*A61 is for locks made after 5/93; requires thumbturn hub 562F41-2			622	606
					625	626
					626	626
					722	606
					BSP	BSP
					WSP	626

Dummy Master Ring Mortise



Cylinder Number	Length
CR1460-118	1-1/8"
CR1460-114	1-1/4"
CR1460-138	1-3/8"
CR1460-112	1-1/2"

Finishes: 605, 606, 611, 612, 613, 618, 619, 622, 625, 626, 722, BSP, WSP

Master Ring Rim

(1-1/2" diameter; .552" diameter plug)



Cylinder Number	Description
CR3060-200	Standard horizontal tailpiece
CR3060-312	Thick door, horizontal tailpiece
CR3060-200V	Vertical tailpiece
CR3060-312V	Thick door, vertical tailpiece

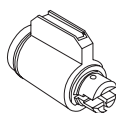
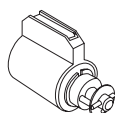
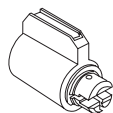
Finishes: 605, 606, 611, 612, 613, 618, 619, 622, 625, 626, 722, BSP, WSP

*Not available "UC" uncombined

All cylinder plugs are provided in 606 or 626, except for BSP cylinders for which BSP plugs are provided. Mortise and rim housings are provided in the finish ordered.

CK4200 & UT5200 Series Lockset

Specify keyway (.552" diameter plug)

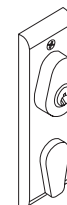
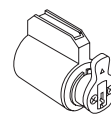
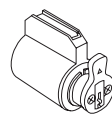


Standard Cylinder CR2060-052	With Indicator Pin for CK4229 Hotel CR2061-052	Discount. Ronde & Continental Knob CR2160-052	For ED6800 x B5 or B6 For ED7400 x O3 or O4 CR4266-001-A02	For ED6800 x O1 or O2 CR4266-001-A92
---------------------------------	--	---	--	---

Finishes: 606, 626, BSP

Finishes: 606, 626, BSP

Exit Device Operators



Pyramid

Key Systems

Description

Pyramid cylinders are available in both high security and security versions. The high security version is certified by Underwriters Laboratories to UL437 standards.

Applications

Especially recommended for installations requiring superior protection against picking, drilling and other surreptitious entry. Ideally suited for Educational and Healthcare facilities, Industrial and Commercial buildings.

System Administration & Key Control

Key control will be maintained through compliance with Corbin Russwin's Security Policy: for a copy contact Key Systems Administration or visit our web site at www.corbinrusswin.com.

All new Pyramid systems will require a completed System Information Document (orders cannot be entered without this document). The fully executed original document will be kept on file at Corbin Russwin Key System Administration. For all subsequent orders a letter of authorization will be required if the product is shipped to an address other than what is recorded on the System Information Document and/or if the address on the purchase order is different than what is listed on the System Information Document. Note that Key System Administration will not keep blanket letters of authorization on file.

Product Specification

All cylinders shall employ a protected locking mechanism that requires the use of a protected key and is furnished with a minimum of 7 pins. High Security cylinders shall meet the requirements of UL437. Interchangeable cores shall meet the drill resistance and pick resistance of UL437.

Keys shall be nickel silver and furnished with a large bow.

Features	Benefits
<ul style="list-style-type: none"> High security protection (UL437) standard 	<ul style="list-style-type: none"> Underwriters Laboratory listing for resistance to picking & drilling
<ul style="list-style-type: none"> 7-pin 	<ul style="list-style-type: none"> Greater master keying capabilities Uses existing 6-pin interchangeable core housings 1-1/4" (32mm) length for mortise cylinders
<ul style="list-style-type: none"> Available with stainless steel pins 	<ul style="list-style-type: none"> Drill and pick resistant
<ul style="list-style-type: none"> Large key bow 	<ul style="list-style-type: none"> Easy handling & special stamping options
<ul style="list-style-type: none"> Thicker and stronger nickel silver keys 	<ul style="list-style-type: none"> Ideally suited for high usage & abusive applications
<ul style="list-style-type: none"> User friendly 	<ul style="list-style-type: none"> No expensive dedicated equipment necessary for key cutting

Certifications

ANSI/BHMA A156.5 Grade 1 **BHMA**
E09211A* (Mortise)
E09221A* (Rim)
E09231A* (Bored Lock Cylinders)
*A (suffix) refers to cylinders of pick and drill resistance.

UL Underwriters Laboratories Inc.

(UL437)BP8976
Pyramid CR1020, CR2020, CR3020 Fixed Core (FC) series only

Finishes

Pyramid cylinders are available in all Corbin Russwin standard finishes.

Keying

7 pin with two nickel silver change keys per cylinder. Pyramid fixed core security cylinders may be uncombined (specify UC)¹, master or grand master keyed to a specific facility. Note: Pyramid cylinders are not available "0" bitted.

Keys shipped separately for master keyed cylinders.

System Specifications

- Pyramid systems are independent and cannot be keyed into existing and/or conventional systems.
- Pyramid cylinders are to be keyed to factory-generated bittings only.
- Cross keying is not available.

Key Discard Policy & Warranty

See page 53.

Construction Master Keying

Pyramid cylinders are not available construction master keyed. Interchangeable core jobs can be furnished with temporary construction cores. Temporary construction cores will be unrelated to the permanent system's master key. When the permanent cores are installed, the temporary construction cores are returned to Corbin Russwin for credit.

How to Order Example

- Mortise lock with temporary construction core
Qty. - ML2051 - LSA - 626 - RHR - CTP
- Mortise cylinder with temporary construction core
Qty. - CR1080-114-A01-626-CTP
- Permanent core ordered separately
Qty. - AA1 - CR8020 - 626

Pyramid Quick Codes²

PS	Pyramid Security Fixed Core
PCS	Pyramid Security Interchangeable Core
PHS	Pyramid High Security Fixed Core
PCHS	Pyramid High Security Interchangeable Core
CTP ³	Pyramid with Temporary Construction Core
CLP ³	Pyramid Less Core

- UC cylinders are supplied, less keys, pins, springs and pin covers.
- When cylinders are ordered with locks.
- Pyramid cores to be ordered as a separate line item.

Pyramid

Key Systems

Performance Features

Shell

- Locking pin mechanism
- Hard metal inserts

Key

- Control pin

Plug

- Blocking plate
- Hard metal inserts

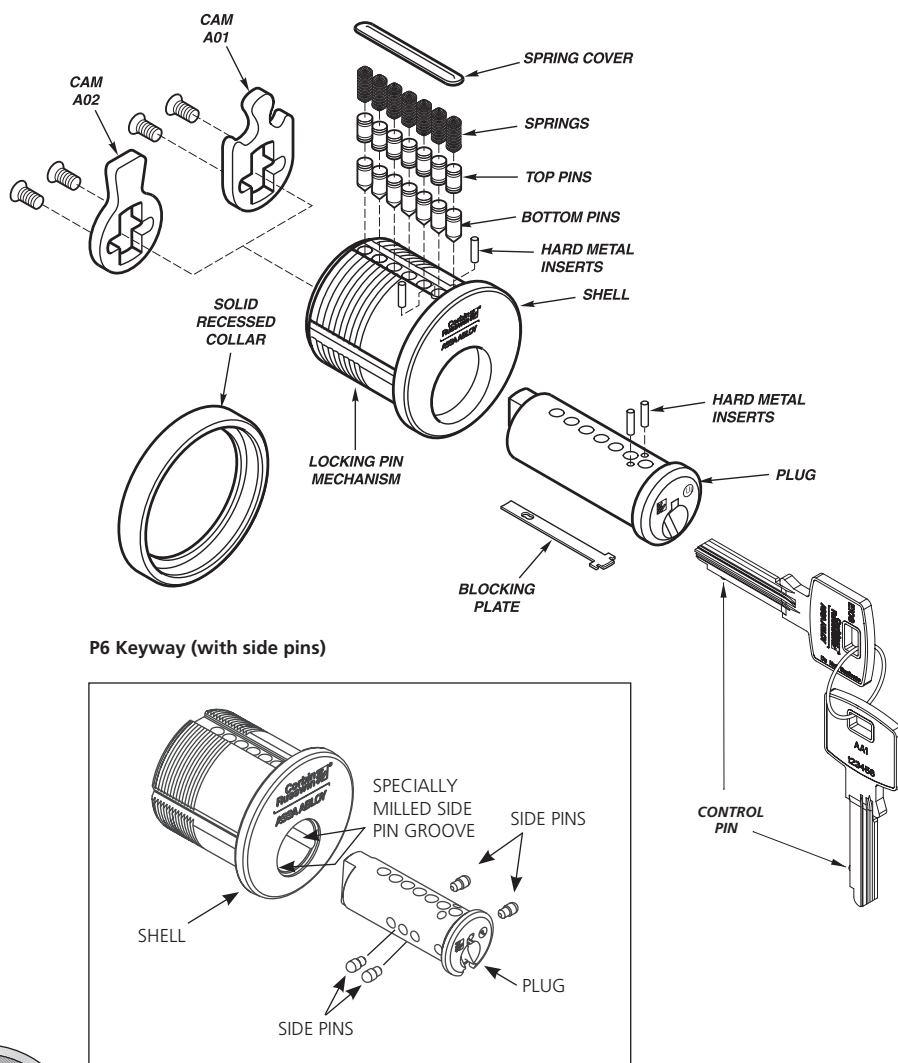
Pins & Springs

- Hardened stainless steel pick-resistant bottom pins*
- Hardened stainless steel pick-resistant top pins*
- Hardened stainless steel pick-resistant master pins (if required)*
- Hardened stainless steel pick-resistant build-up pins (if interchangeable core)*
- Springs

Collar

- Solid recessed (mortise)

* Hardened stainless steel pins used for UL437 High Security versions only.
Pyramid Security version uses nickel silver bottom pins and brass master, build-up and top pins.



Operation



Without Key

Locking pin mechanism engages blocking plate and prevents the plug from turning.



With Key

Key's control pin depresses the locking pin mechanism and allows the plug to turn.

Pyramid

Key Systems

Keys

- Nickel silver
- Key Bow Type 28
- Ordering example: 7PIN-28-XXXX
Keyway
- Ordering example P6 Keyway:
7PIN-28-XXXX-SPCXX
Keyway Side Pin Code

Back Side Stamping & Options

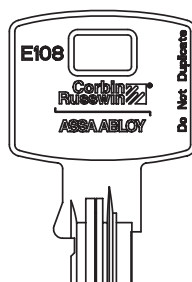
- Key set (VKC1), standard – unless otherwise indicated
- System registry number will be stamped on upper-level keys unless otherwise indicated
- Concealed key control (CKC2) available on cylinders
- Visual key control (VKC2 and VKC3) not available on cylinders. CKC3 also not available.

Note: Refer to Corbin Russwin's general catalog and price book for complete detailed information.

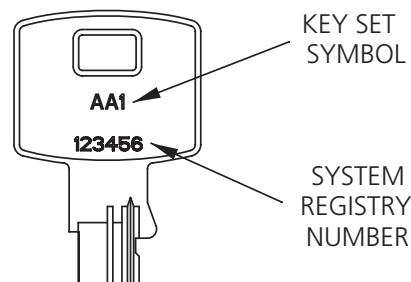
Keyway Security

Pyramid keyways will be determined by the supervisor of Key Systems Administration. Assignment will be based on the overall system requirements and geographic location to provide maximum protection to the owner. For security reasons, the keyway profiles are not shown.

Front Side



Back Side



Pyramid

Key Systems

Mortise Cylinders

Mortise Locks/Deadlocks

For use with all Corbin Russwin ML2000, ML2000HS and ML2200 (discontinued) mortise locks. DL4000 & DL3000 Series Deadlocks.



Conventional
Fixed Core
(FC)



Interchangeable Core
(LFIC)

Mortise Exit Devices

For use with ED7600 and ED6600 devices.

Type	Length	Cam	Finish	Plug Finish
CR1020 - High Security Mortise	CR1020/CR1027 - Non-IC (Fixed Core) 114 - 1-1/4" (32mm) 112 - 1-1/2" (38mm) *See note #3	A01 - Cloverleaf	605 - Bright Brass	606
CR1027 - Security Mortise		A02 - Straight	606 - Satin Brass	606
CR1030 - High Security IC Mortise complete		A03 - Adams Rite® MS	611 - Bright Bronze	606
CR1037 - Security IC Mortise complete	CR1030/CR1037/CR1070 IC 114 - 1-1/4" (32mm) 138 - 1-3/8" (35mm) 112 - 1-1/2" (38mm) 134 - 1-3/4" (44mm) 200 - 2" (51mm) 214 - 2-1/4" (57mm) 212 - 2-1/2" (64mm)	A04 - DL4000 Series	612 - Satin Bronze	606
CR1070 - Housing only		A05 - Adams Rite® 4070	613 - Dark Oxidized Satin Bronze - oil rubbed	606
		A06 - Schlage® Cloverleaf	613E - Dark Oxidized Satin Bronze - Equivalent	606
		A07 - DL4100	618 - Bright Nickel Plated	626
		A06 - Schlage® Cloverleaf	619 - Satin Nickel Plated	626
		A07 - DL4100	622 - Flat Black Coated	606
		A06 - Schlage® Cloverleaf	625 - Bright Chromium Plated	626
		A07 - DL4100	626 - Satin Chromium Plated	626
		A06 - Schlage® Cloverleaf	629 - Bright Stainless Steel	626
		A07 - DL4100	630 - Satin Stainless Steel	626
		A06 - Schlage® Cloverleaf	722 - Black oxidized bronze, oil rubbed	606
		A07 - DL4100	BSP - Black Suede Powder Coat	BSP
		A06 - Schlage® Cloverleaf	WSP - White Suede Powder Coat	626

Note #1 - Not available LFIC

Note #2 - For obsolete Corbin® 610 and Russwin® 1403 series deadlocks

Note #3 - For ML2000 applications with door thickness exceeding 2-1/2" up to 3" in thickness, use LFIC cylinders.

All cylinder plugs are provided in 606 or 626, except for BSP cylinders for which BSP plugs are provided. Mortise housings are provided in the finish ordered.

How to Order Examples

High Security Mortise Cylinder Ordered Separately

Quantity	Keyset	Cylinder	Length	Cam	Finish	Keyway
50	AA1	CR1020	114	A01	605	P3A1

Mortise Cylinder with a Pyramid Security Interchangeable Core

Quantity	Keyset	Cylinder	Length	Cam	Finish	Keyway
50	AA1	CR1037	114	A01	605	P3A1

Mortise Lock with a Pyramid Fixed Core High Security Cylinder

Quantity	Keyset	Series/Function	Trim	Finish	Hand	Pyramid Quick Code	Keyway
50	AA1	ML2051	LSA	626	RHR	PHS (PS for Security version)	P3A1

Mortise Lock with a Pyramid Interchangeable Core High Security Cylinder

Quantity	Keyset	Series/Function	Trim	Finish	Hand	Pyramid Quick Code	Keyway
50	AA1	ML2051	LA	626	RHR	PCHS (PCS for Security version)	P3A1

Exceptions


Pyramid cylinders are not available for the following: ML2029, ML2029HS, ML2029VR, ED7600 - applications over 2-1/4" thick, ED6600 - applications over 1-3/4" thick.

Pyramid

Key Systems

Rim Cylinders

For use with exit devices and exit device trims.



Conventional
Fixed Core
(FC)



Interchangeable Core
(LFIC)

Type	Length	Availability		Finish	Plug Finish
		FC	LFIC		
CR3020 - High Security Rim Cylinder CR3027 - Security Rim Cylinder CR3030 - High Security LFIC Rim Cylinder CR3037 - Security LFIC Rim Cylinder CR3070 - Housing only	058-5/8" (16mm) Tailpiece	X	X	605 - Bright Brass	606
	114 - 1-1/4" (32mm) M61 & M62 option for ED8200 and ED9200 exit device alarms		X	606 - Satin Brass	606
	138 - 1-3/8" (35mm) M61 & M62 option for ED8200 and Obsolete ED9200 exit device alarms	X		611 - Bright Bronze	606
				612 - Satin Bronze	606
	178 - 1-7/8" (48mm) (Std. Door)		X	613 - Dark Oxidized Satin Bronze - oil rubbed	606
				613E - Dark Oxidized Satin Bronze - Equivalent	606
	178V - 1-7/8" (48mm) vertical		X	618 - Bright Nickel Plated	626
	200 - 2" (51mm)	X		619 - Satin Nickel Plated	626
	200N - 2" (51mm) PED/ED4000 & PED/ED5000 Night Latch Function	X		622 - Flat Black Coated	606
				625 - Bright Chromium Plated	626
	200V - 2" (51mm) vertical	X		626 - Satin Chromium Plated	626
	312 - 3-1/2" (89mm)	X		629 - Bright Stainless Steel	626
	312V - 3-1/2" (89mm) vertical	X		630 - Satin Stainless Steel	626
	318 - 3-1/8" (79mm)		X	722 - Black oxidized bronze, oil rubbed	606
				BSP - Black Suede Powder Coat	BSP
				WSP - White Suede Powder Coat	626

All cylinder plugs are provided in 606 or 626, except for BSP cylinders for which BSP plugs are provided. Rim housings are provided in the finish ordered.

How to Order Examples

High Security Rim Cylinder Ordered Separately

Quantity	Keyset	Cylinder	Length	Finish	Keyway
50	AA1	CR3020	200	605	P3A1

Rim Cylinder with a Pyramid Security Interchangeable Core

Quantity	Keyset	Cylinder	Length	Finish	Keyway
50	AA1	CR3037	178	605	P3A1

Exit Device with a Pyramid Fixed Core High Security Cylinder

Quantity	Keyset	Series/Function	Trim	Finish	Hand	Pyramid Quick Code	Keyway
50	AA1	ED5200	L955	630	RHR	PHS (PS for Security version)	P3A1

Exit Device with a Pyramid Interchangeable Core High Security Cylinder

Quantity	Keyset	Series/Function	Trim	Finish	Hand	Pyramid Quick Code	Keyway
50	AA1	ED5200	L955	630	RHR	PCHS (PCS for Security version)	P3A1

Pyramid

Key Systems

Key-in-Lever / Knob Cylinder

For use with Corbin Russwin CL3100, CLX3300 and CL3800 lever locks, CK4300 and CK4800 knob locks and UT5200 unit locks. Pyramid series cylinders can also be used on CL3300, CL3400, CL3500, CL3600, CL3700, and CL3900 discontinued lever locks, CK4200 and CK4700 discontinued knob locks.



Conventional Fixed Core
(FC)



Interchangeable Core
(LFIC)

Type	Lockset Series	Finish
CR2020 - High Security Key-in-Lever/Knob	031 - CL3100 Lever	606 - Satin Brass
	031H - CK4300 Knob	
	033 - CL3300, CL3500, CL3600 (June 2000 and after) and CL3800 Lever	
	033H - G10 Exit Device Knob Trim	
	034 - CL3400 Lever - CL3600 Lever (Before June 2000) A5, N5 Obsolete ED8000 Trims, CK4800	
	034 - CLX3300 (1-3/8" - 2" door) Mechanical Functions	
	034L - CLX3300 (2-1/4" door) Mechanical Functions	
	E34 - CLX3300 (1-3/8" - 2" door) Electrified Functions	
	E34L - CLX3300 (2-1/4" door) Electrified Functions	
	037 - CL3700 Lever - CK4700 Knob	
CR2027 - Security Key-in-Lever/Knob	038 - CL3800 Lever (Manufactured 1993-1997)	626 - Satin Chromium Plated
	039 - CL3900 Lever (1-3/8" - 1-3/4" door)	
	039L - CL3900 Lever (2" - 2-1/4" door)	
	051 - G3 Exit Device Knob Trim	
	052 - CK4200 Knob - UT5200 Knob and Lever	

Key-in-Lever/Knob for other Manufacturers' Products

Cylinder Descriptions			
High Security (PHS)	Security (PS)	Tailpiece Orientation	Used for:
CR2220-001-P21	CR2227-001-P21	Vertical	Schlage® D Series Levers Arrow H® Series Knobs and Levers Sargent® 10 Line (Enlarge Lever Hole)*
CR2220-002-P21	CR2227-002-P21	Horizontal	Schlage® D Series Knobs
CR2220-001-P22	CR2227-001-P22	Vertical	Schlage® AL and ND Series Levers
CR2220-002-P22	CR2227-002-P22	Horizontal	Schlage® A Series Knobs (Ply, etc.)
CR2220-002-P23	CR2227-002-P23	Horizontal	Schlage® A Series Knobs (ORB only)

*Order Sargent 10 Line locks with YC- option.

DL2200/DL3200 Deadbolts Cylinder

Cylinder Type	Function	1-3/8" or 1-3/4" (Standard)		2" or 2-1/4"	
		Cylinder	Tailpiece	Cylinder	Tailpiece
High Security (PHS)	11, 13, 17	CR4420-134-A51	753F768	CR4420-134-A51	753F768
	12	CR4420-134-A52	753F778	CR4420-214-A52	753F788
Security (PS)	11, 13, 17	CR4420-134-A51-7	753F768	CR4420-134-A51-7	753F768
	12	CR4420-134-A52-7	753F778	CR4420-214-A52-7	753F788

How to Order Examples

High Security Component Cylinder Ordered Separately

Quantity	Keyset	Cylinder	Lockset Series	Finish	Keyway
50	AA1	CR2020	033	626	P3A1

Cylindrical Lock with a Pyramid Fixed Core High Security Cylinder

Quantity	Keyset	Series/Function	Trim	Finish	Pyramid Quick Code	Keyway
50	AA1	CL3357	PZD	626	PHS (PS for Security version)	P3A1

Cylindrical Lock with a Pyramid Interchangeable Core High Security Cylinder

Quantity	Keyset	Series/Function	Trim	Finish	Pyramid Quick Code	Keyway
50	AA1	CL3357	PZD	626	PCHS (PCS for Security version)	P3A1

Exceptions

Pyramid cylinders are not available for the following: CLX3329, CL3329, CL3629, CK4229, CK4451, CK4455, CK4457, CK4429, CK4482, DL2100 series, DL3100 series.

Component (Key-in-Lever/Knob)

Key Systems

Interchangeable Core

For use with Corbin Russwin's 6-pin Interchangeable Core housings & shells.*



How to Order Examples

Security Interchangeable Core Ordered Separately

Quantity	Keyset	Cylinder	Finish	Keyway
50	AA1	CR8027	605	P3A1

Type	Finish**
CR8020 - High Security LFIC core*	605
	606
	611
	612
	613
CR8027 - Security LFIC core*	613E
	622
	625
	626
	722
	BSP
	WSP

* Corbin Russwin 6-pin Interchangeable Core housings 1070 (mortise) & 3070 (rim) will accept 8020/8027 cores.

** All plugs and shells for LFIC cylinders are provided in 606 or 626, except for BSP cylinders for which BSP plugs and shells are provided.

Padlocks

Used with Pyramid Interchangeable Cores.
PL5030, PL5130, PL5230, PL5037, PL5137, PL5237

How to Order Examples

Padlock with a Pyramid High Security (CR8020) Interchangeable Core Cylinder

Quantity	Keyset	Series/Function	Shackle Length	Keyway
50	AA1	PL5030	258	P3A1

*Refer to general catalog for miscellaneous options.

Padlock with a Pyramid Security (CR8027) Interchangeable Core Cylinder

Quantity	Keyset	Series/Function	Shackle Length*	Keyway
50	AA1	PL5037	258	P3A1



Deadlocks

Used with Pyramid mortise cylinders. (DL3000 and DL4100)
Available in all standard finishes.

How to Order Examples

Deadlock with a Pyramid Fixed Core High Security Cylinder

Quantity	Keyset	Series/Function	Finish	Hand	Pyramid Quick Code	Keyway
50	AA1	DL4113	626	RHR	PHS (PS for Security version)	P3A1

Deadlock with a Pyramid Interchangeable Core High Security Cylinder

Quantity	Keyset	Series/Function	Finish	Pyramid Quick Code	Keyway
50	AA1	DL4113	626	PCHS (PCS for Security version)	P3A1



Bump Resistant Cylinders

Key Systems

Protect your building from unwanted entry with Corbin Russwin bump-resistant cylinders. Our bump-resistant cylinders deter bumping without compromising the cylinder's structural integrity and strength. This option is available with Corbin Russwin conventional and Pyramid protected security and high-security cylinders on our mortise, cylindrical and exit device hardware.

Recently, a lot of information has been circulating about bumping, a technique used to defeat cylinders. Although this method has been around for a number of years, the internet has increased public awareness. Bumping is when a "bump key" is inserted into the cylinder and struck using a mallet or hammer type object. The bump key is specifically designed to transfer the energy from the force of the blow to create a separation in the cylinder's pins which compromises the lock allowing it to open.

Although BHMA has yet to establish bump-resistance standards, Corbin Russwin Bump Resistant Cylinders were tested and verified by an independent testing lab. They conclusively resisted bumping attack and did not allow entry. Verification and testing data is available upon request.

Bump-Resistant Cylinders:

- Specify "BRP"

Retrofit:

- Convert existing cylinders with Bump-Resistant Top Spool Pins

Features

Bump-resistant cylinders are designed for use with all Corbin Russwin locking hardware:

- Cylindrical locks
- Mortise locks
- Exit devices
- Access control locks
- Unit locks
- Auxiliary locks

Factory bitted, a symbol BRP is stamped onto pin cover/slides. Interchangeable core cylinders are not available with bump-resistant pinning.



BRP pinned mortise cylinder



BRP pinned rim cylinder



BRP pinned key-in-lever cylinder

Bump-Resistant Top Spool Pins

Description	Part Number	Qty
Conventional	628F10-7-171	Vials of 100 pcs.
Pyramid A	628F10-7-142	Vials of 100 pcs.
Pyramid C	628F10-7-236	Vials of 100 pcs.

Key Blanks

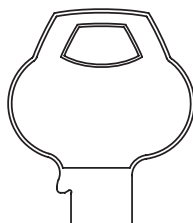
Key Systems

L4	-	6-Pin	-	1	-	0
Key Sections (see pages 31-40)	Length Indicate 5-, 6-, 7-pin		Bow Shape 1 Standard 5 Large 9 Security		Bow Marking 0 Coined Logo 1 Plain 2 DND 3 US property DND	

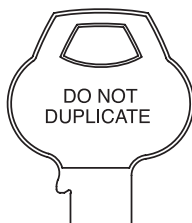
Standard Bows



10
The standard bow furnished for all keyways unless otherwise specified. The other side is blank.
Example: L4-6PIN-10.



11
Blank both sides, for use when more area is required for stamping, such as custom die stamps.
Example: L4-6PIN-11.

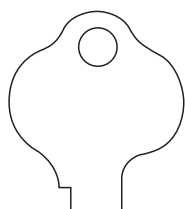


12
This bow enhances key control. Recommended for Corbin Russwin restricted & protected keyways.
Other side blank.
Example: 62A1-6PIN-12




13
For use only on U.S. Government projects.
Example: L4-6PIN-13.

Large Bows



51
Blank both sides. Recommended for special die stamps or large amounts of stamping, and for Control and Emergency Master Keys. Not available for 752, 852 or A Class keyways.
Example: L4-6PIN-51.



52
This bow enhances key control. Recommended for Corbin Russwin restricted & protected keyways which need extra space for special stamping. Not available for 752, 852 or A Class keyways.
Example: 62A1-6PIN-52



53
For use only on U.S. Government projects. Recommended for use when a large amount of stamping is required. Not available for 752, 852 or A Class keyways.
Example: L4-6PIN-53.

Key Blanks

Key Systems

Security Bows (Inactive - for Existing Systems Only)

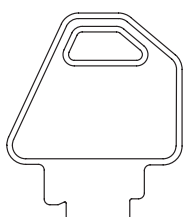
90

Standard bow for security keys. Example: L4-6PIN-90.



91

Blank both sides for security keys where extra stamping is required. Example: L4-6PIN-91.



92

This bow enhances key control. Recommended for Corbin Russwin restricted & protected keyways. Other side blank. Example: 62A1-6PIN-92



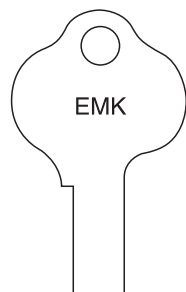
93

For use only on security keys for U.S. Government projects. Example: L4-6PIN-93.



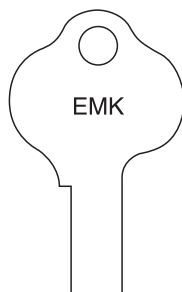
Hotel Security Key Blanks

Standard hotel function mortise cylinders CR1001 and CR1011 use 7-pin Emergency Key blanks. The 51 bow is suggested e.g., L4-7PIN-51. All other Corbin Russwin hotel function cylinders require keys with a special undercut tip. The four variations are shown below.




-E1 Suffix

For interchangeable core mortise cylinder CR1081 (conventional) and CR1091 (security). Available 6-pin only. Examples: L4-6PIN-51-E1 or L4-6PIN-90-E1.



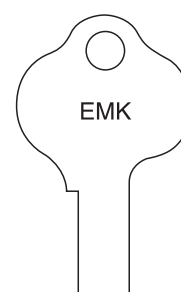
-E8 Suffix

For CLX3329, CL3329 and CL3629 and obsolete CL3429 key-in-lever locksets, fixed core and IC. Available 6- and 7-pin. Example: L4-6PIN-51-E8.



-E4 Suffix

For CK4229 locksets, fixed core and IC, conventional and security. Also for CK4429. Available 5- or 6-pin. Examples: L4-6PIN-51-E4 or L4-6PIN-90-E4.



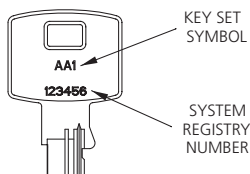
-E5 Suffix

For obsolete 1429, 3333EM, 4333EM and 5629 key-in-knob locksets. Available 5- and 6-pin. Example: L4-6PIN-51-E5.

Pyramid Bow

Front Side

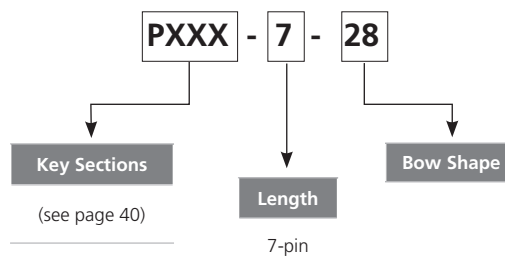
Back Side



28

Standard bow furnished for all Pyramid keys.

Ordering Example



Keyways

Key Systems

Multiplex/Simplex Keyways

Multiplex keyways can be used together to expand a keying system. A simplex keyway is independent, stands alone and cannot be tied into any other keyway to expand a keying system.

All/Multi-Section/Single Section Keys

All/Multi-section keys can be used on more than one cylinder with different sections. For example: a key cut on the L41 multi-section keyblank will pass cylinder in the L1, L2, L3 and L4 keyways. Single section keys can be used with cylinders of the same section. For example: a key cut on the L4 single section keyblank will only pass a cylinder in the L4 keyway.

Active Keyways

Keyways which are available for new Corbin Russwin keying systems are considered active. In the case of new master key systems, the factory reserves the right to select the keyway from a range of standard keyways, based on usage in a particular geographical area.

Inactive Keyways

Many older Corbin Russwin keyways are designated inactive. **No new systems** shall be established on these keyways. However, they continue to be available to support existing keying systems.

Restricted Keyways

For security reasons, these keyway profiles are not shown.

Protected Keyways

Key Systems Administration reserves the final decision as to which protected keyway family will be selected. A notice of acceptance showing the facilities name, address and contact information is required before orders can be processed. For security reasons, these keyway profiles are not shown.

Pyramid Keyways

Pyramid keyways are only available for Pyramid cylinders and separate specifications are used from conventional Corbin Russwin keying systems. For security reasons, these keyway profiles are not shown. All new Pyramid

systems will require a completed System Information Document (orders cannot be entered without this document). The fully executed original document will be kept on file at Corbin Russwin Key System Administration. For all subsequent orders a letter of authorization will be required if the product is shipped to an address other than what is recorded on the System Information Document and/or if the address on the purchase order is different than what is listed on the System Information Document. Note that Key System Administration will not keep blanket letters of authorization on file.

Bitting Classes

Corbin Russwin has several sets of dimensional standards for bitting (cutting) keys. If the wrong specifications are used when making keys on code machines in the field, they will not operate in conjunction with factory supplied cylinders and keys. The bitting class is given for each group of keyways. All bitting specs are available in the Corbin Russwin cylinder manual.

L Series (Corbin Russwin)

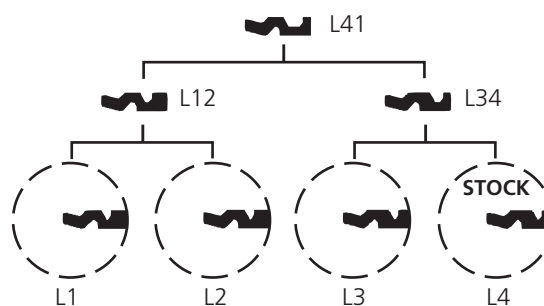
4 keyway multiplex system.
Available 5-, 6- and 7-pin.
Z Class bitting.
Reverse of D Series.



All-Section Key

Multi-Section Key

Cylinder Keyway and
Single Section Key

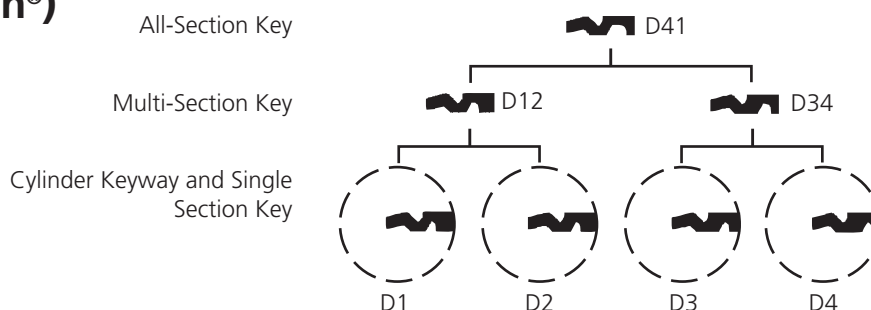


Keyways

Key Systems

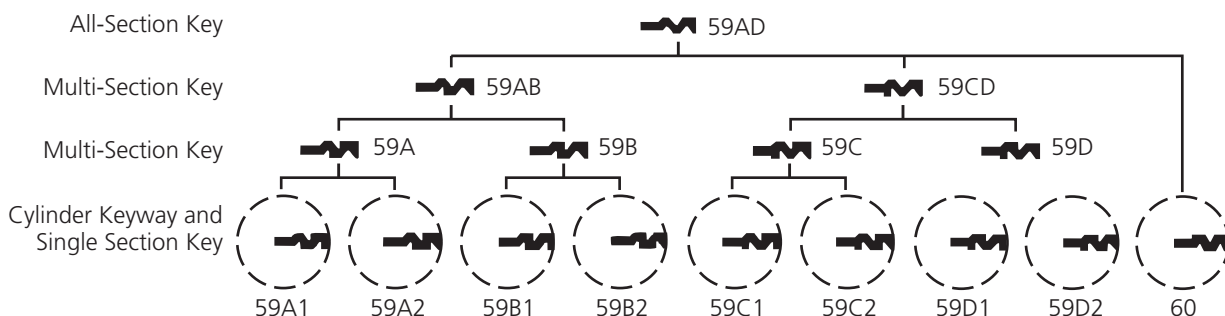
D Series (Russwin®)

4 keyway multiplex system.
Available 5-, 6- and 7-pin.
DH Class bitting.
Reverse of L Series.



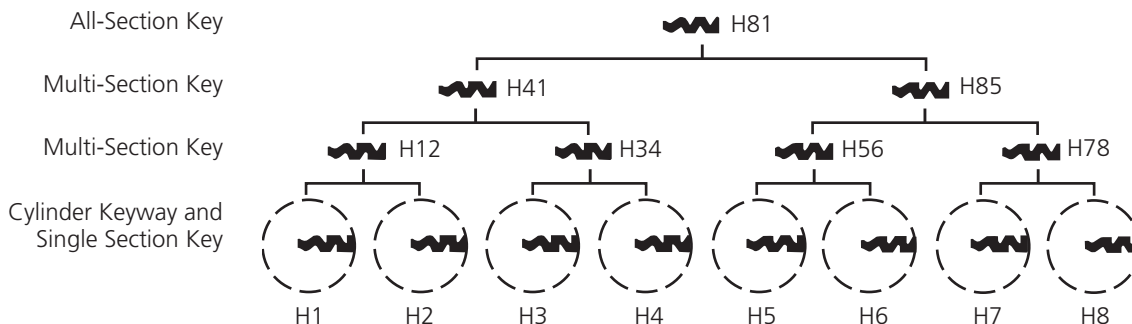
59 Series (Corbin®)

9 keyway
multiplex system.
Available 5-, 6-
and 7-pin.
Z Class bitting.



H Series (Russwin)

8 keyway
multiplex system.
Available 5-, 6-
and 7-pin.
DH Class bitting.



70 Series (Corbin)

Simplex Keyway.
Z Class bitting.
Reverse of 60.



Keyways

Key Systems

62 Series (Restricted)

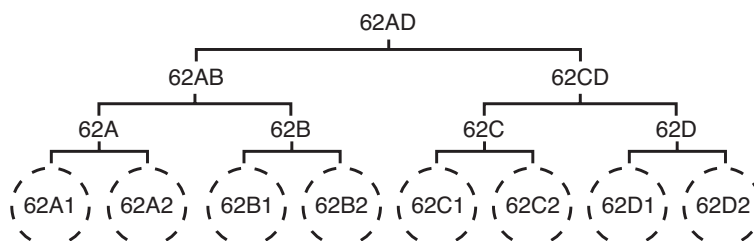
Keyway profiles not shown for security reasons.
8 keyway multiplex system.
Available 5-, 6- and 7-pin.
Z Class bitting.

Security



Available

All-Section Key
Multi-Section Key
Multi-Section Key
Cylinder Keyway and
Single Section Key



HO Series (Restricted)

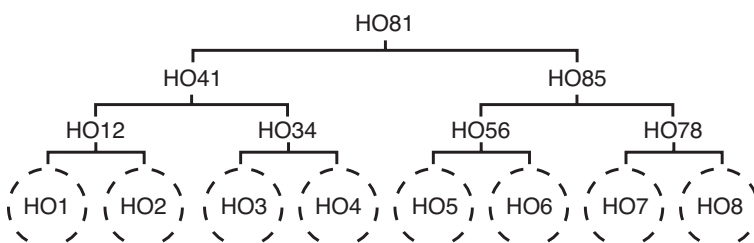
Keyway profiles not shown for security reasons.
8 keyway multiplex system.
Available 5-, 6- and 7-pin.
DH Class bitting.

Security



Available

All-Section Key
Multi-Section Key
Multi-Section Key
Cylinder Keyway and
Single Section Key



Keyways

Key Systems

93 Series (Protected)

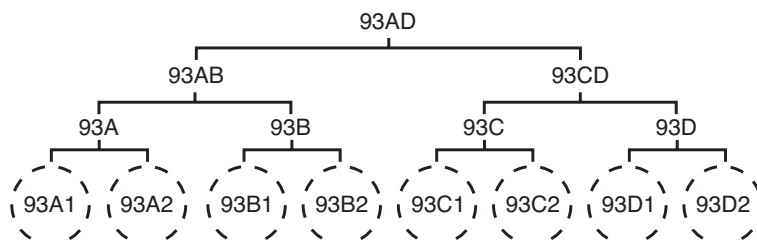
Keyway profiles not shown for security reasons.
8 keyway multiplex system.
Available 5-, 6- and 7-pin.
Z Class bitting.

All-Section Key
Multi-Section Key
Multi-Section Key
Cylinder Keyway and Single Section Key

Security



Available



39 Series (Protected)

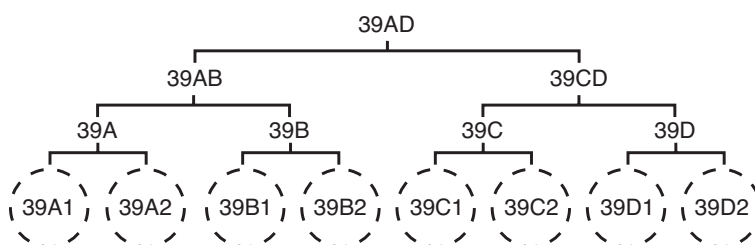
Keyway profiles not shown for security reasons.
8 keyway multiplex system.
Available 5-, 6- and 7-pin.
Z Class bitting.

All-Section Key
Multi-Section Key
Multi-Section Key
Cylinder Keyway and Single Section Key

Security



Available



F Series (Protected)

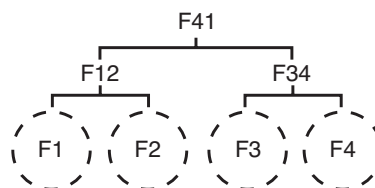
Keyway profiles not shown for security reasons.
4 keyway multiplex system.
Available 5-, 6- and 7-pin.
Z Class bitting

All-Section Key
Multi-Section Key
Cylinder Keyway and Single Section Key

Security



Available



J Series (Protected)

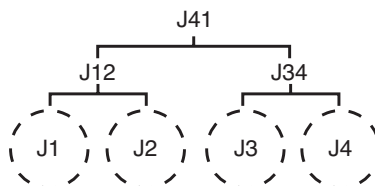
Keyway profiles not shown for security reasons.
4 keyway multiplex system.
Available 5-, 6- and 7-pin.
Z Class bitting.

All-Section Key
Multi-Section Key
Cylinder Keyway and Single Section Key

Security



Available



Keyways

Key Systems

57 Series

8 keyway multiplex system. All-Section Key
Available 5-, 6-, and 7-pin.
X Class bitting.

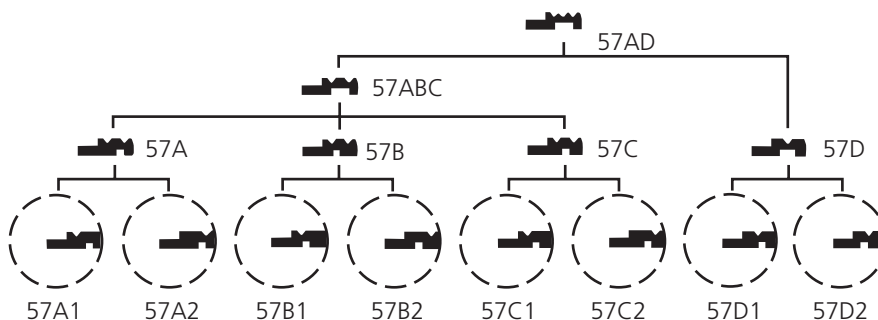
Reverses

57A1 27B2
57A2 27B1
57B1 27A2
57B2 27A1

Multi-Section Key

Multi-Section Key

Cyl. Keyway and
Single Section Key



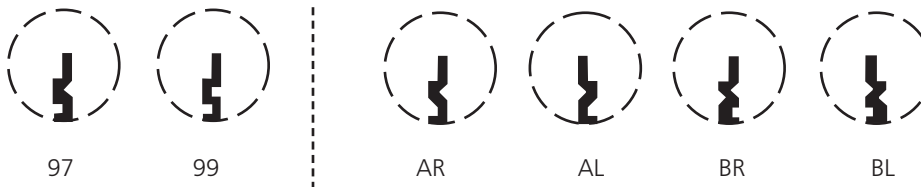
Security



Not Available

Simplex Keyways

6 independent keyways.
Available 5-, 6- and 7-pin.
X Class bitting.



Security



Not Available

Keyways

Key Systems

27 Series

7 keyways total (5 active).
Available 5-, 6- and 7-pin.
X Class bitting.

Reverses

27A1	57B2
27A2	57B1
27B1	57A2
27B2	57A1

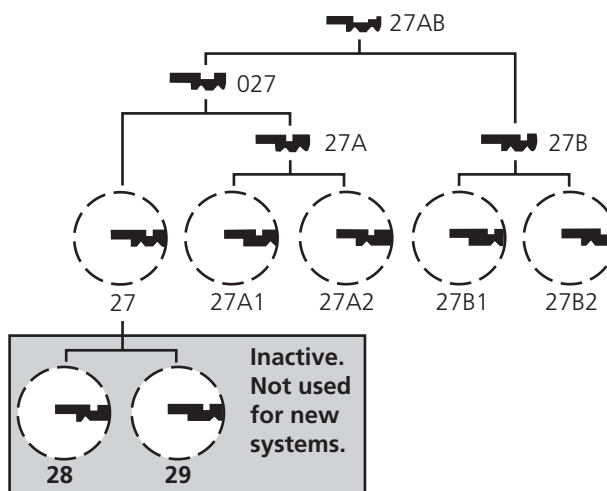
All-Section Key

Multi-Section Key

Multi-Section Key

Cylinder Keyway and
Single Section Key

Cylinder Keyway and
Single Section Key



Security



Not Available

67 Series

7 keyways total (5 active).
Available 5-, 6- and 7-pin.
X Class bitting.
Reverse of 77 Series.

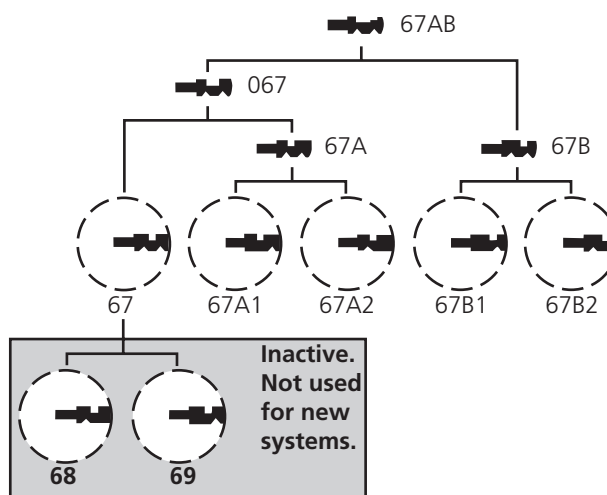
All-Section Key

Multi-Section Key

Multi-Section Key

Cylinder Keyway and
Single Section Key

Cylinder Keyway
and Single Section
Key



Security



Not Available

77 Series

7 keyways total (5 active).
Available 5-, 6- and 7-pin.
X Class bitting.
Reverse of 67 Series.

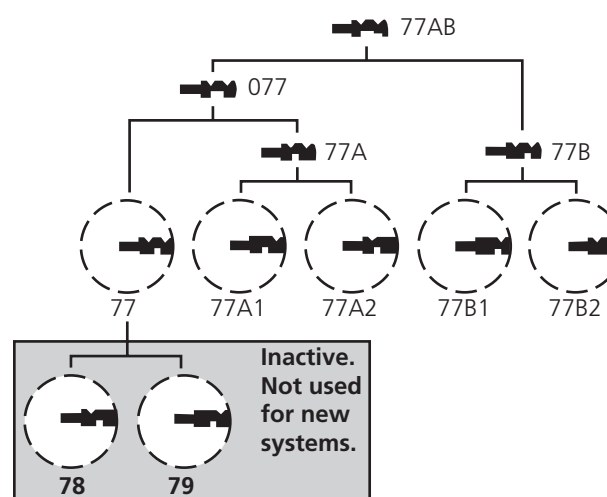
All-Section Key

Multi-Section Key

Multi-Section Key

Cylinder Keyway and
Single Section Key

Cylinder Keyway
and Single Section
Key



Security



Not Available

Keyways

Key Systems

981 Series

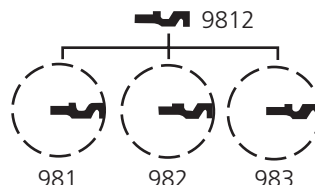
3 keyway multiplex system.
Available 5-, 6- and 7-pin.
981 Class bitting.

Security



Not Available

All-Section Key
Cylinder Keyway and
Single Section Key



Former 6-pin Designations	961	962	963
Former 7-pin Designations	971	972	973

N Series (Obverse)

14 keyways total: N1- N14.
Available 5-, 6- and 7-pin.
N Class bitting.

Former Designations

6-pin: 1N-14N

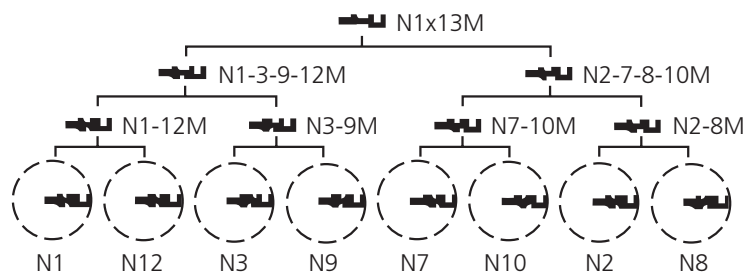
5- and 7-pin: 1K-14K

Security

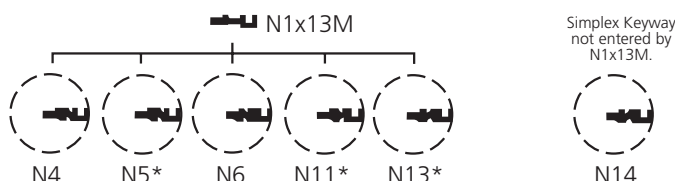


Not Available

All-Section Key
Multi-Section Key
Multi-Section Key
Cylinder Keyway and
Single Section Key



All-Section Key
Cylinder Keyway and
Single Section Key



*NOTE: Do not use these pairs in the same keying system with each other: N1 with N13; N3 with N5; N7 with N11

N Series (Reverse)

14 keyways total: N15- N28.
Available 5-, 6- and 7-pin.
N Class bitting.

Former Designations

6-pin: 15N-28N

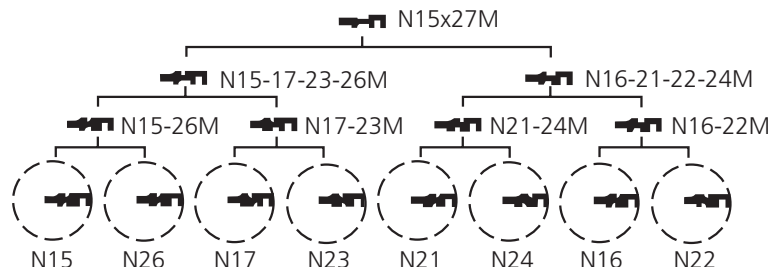
5- and 7-pin: 15K-28K

Security

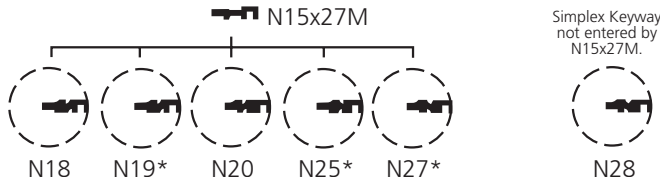


Not Available

All-Section Key
Multi-Section Key
Multi-Section Key
Cylinder Keyway and
Single Section Key



All-Section Key
Cylinder Keyway and
Single Section Key



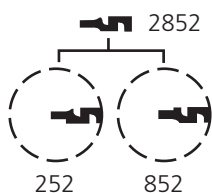
*NOTE: Do not use these pairs in the same keying system with each other: N15 with N27; N17 with N19; N21 with N25

Keyways

Key Systems

852 Series

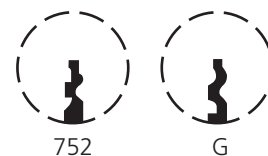
2 keyway multiplex system.
5-pin standard, 6-pin special.
Available with 10 Series
bows only.
No hotel function cylinders.



Simplex Keyways

5-pin only

752 uses 752 Class bitting
G uses 852 Class bitting
Available with 10 Series bows only.
No hotel function cylinders.



Security



Not Available

A Series (Obverse)

12 keyways: A1-A12.
5-pin standard, 6-pin special.
Available with 10 Series
bows only.
A Class bitting.
No hotel function cylinders.

All-Section Key

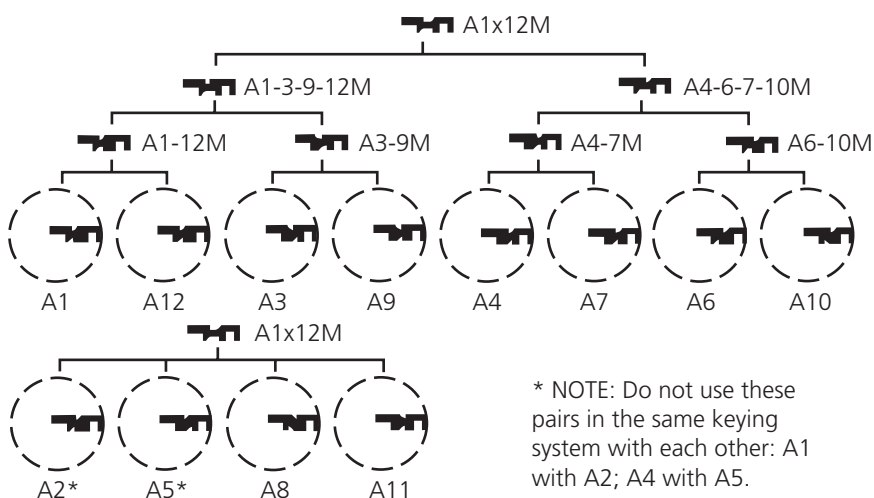
Multi-Section Key

Multi-Section Key

Cylinder Keyway and
Single Section Key

All-Section Key

Cylinder Keyway and
Single Section Key



Security

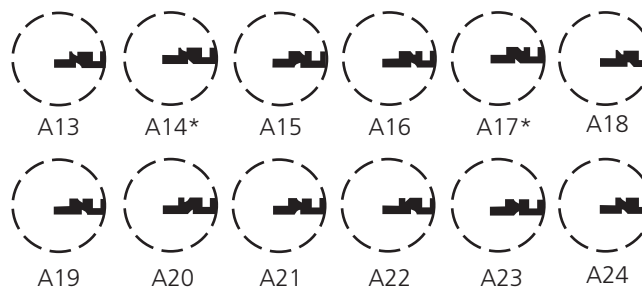


Not Available

A Series (Reverse)

12 keyways: A13-A24.
5-pin standard, 6-pin special.
Available with 10 Series
bows only.
A Class bitting.
No hotel function
cylinders.

Cylinder Keyway and
Single Section Key



* NOTE: Do not use these pairs in the same keying system with each other: A13 with A14; A16 with A17.

Security



Not Available

Keyways

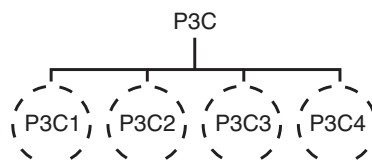
Key Systems

Pyramid (Protected)

P3C Series

Keyway profiles not shown
for security reasons.
4 keyway multiplex

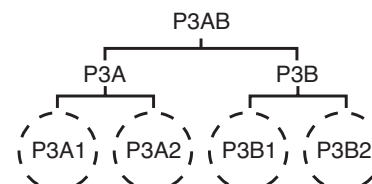
Multi-Section Key
Cylinder Keyway and
Single Section Key



P3AB Series

Keyway profiles not shown
for security reasons.
4 keyway multiplex

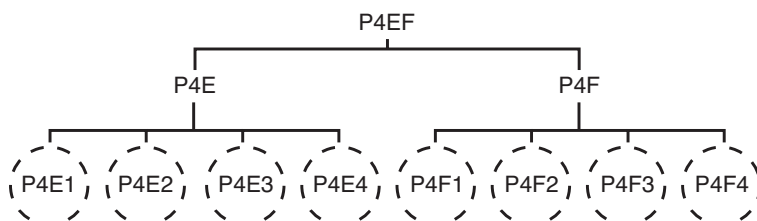
All-Section Key
Multi-Section Key
Cylinder Keyway and
Single Section Key



P4EF Series

Keyway profiles not shown
for security reasons.
8 keyway multiplex

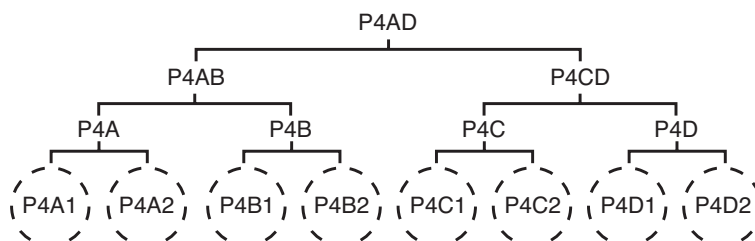
All-Section Key
Multi-Section Key
Cylinder Keyway and
Single Section Key



P4AD Series

Keyway profiles not shown
for security reasons.
8 keyway multiplex

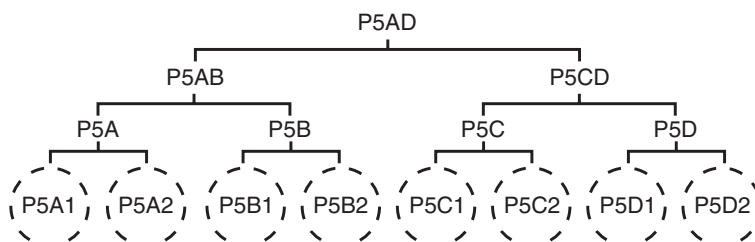
All-Section Key
Multi-Section Key
Multi-Section Key
Cylinder Keyway and
Single Section Key



P5AD Series

Keyway profiles not shown
for security reasons.
8 keyway multiplex

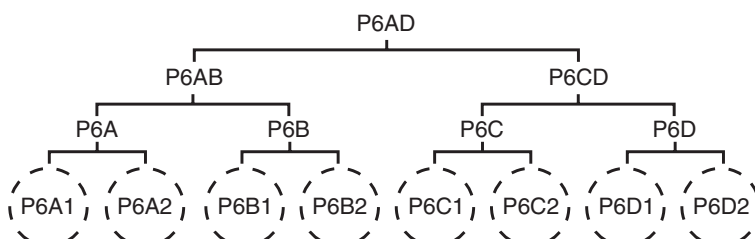
All-Section Key
Multi-Section Key
Multi-Section Key
Cylinder Keyway and
Single Section Key



P6AD Series

Keyway profiles not shown
for security reasons.
8 keyway multiplex

All-Section Key
Multi-Section Key
Multi-Section Key
Cylinder Keyway and
Single Section Key



***Note:** Each P6 keyway will have its own unique side pin code locations to be assigned by Key Systems Administration. The side pin code is not available with the other Pyramid keyway families.

Mortise Cylinder Cams

Key Systems

Cams for current products or models



Type	Part Number		Model/Description
A01	Reg. IC 756F50	Corbin Russwin Arrow®, Marks 5000, PDQ	Steel case mortise locks except classroom and institutional privacy functions. Deadbolt functions of green cast iron case mortise locks. NOT for master ring mortise cylinders. All mortise functions using Cloverleaf cam.
A02	Reg. IC 756F51	Corbin Russwin Baldwin Marks	Steel case mortise lock classroom (55), inside of vestibule (42) and institutional privacy (69) functions. Most exit device trims. NOT for master ring mortise cylinders. All mortise locks. 7000, 9000 and most brands of older black cast iron locks.
A03	Reg. IC 756F52	Corbin Russwin Adams Rite® Lori	DL3000 Series Cylindrical Deadlocks only. 1800 Series, 4015 Deadlocks; 4500 and 4700 Series Latch Locks. CR4500, CR4600 Series Deadlocks.
A04	Reg. IC 756F53	Corbin Russwin	DL4000 Series Mortise Deadlocks only.
A05	Reg. IC 756F54	Adams Rite	CR4070 Series Deadlocks.
A06	Reg. IC 756F55	Schlage®	L9000 Series (Cloverleaf only).
A07	Reg. IC 756F56	Corbin Russwin	DL4100 Series Deadbolts
A61	Reg. 562F40	Corbin Russwin	Mortise Series deadbolt function master ring locks manufactured since June 10, 1993 (silver case). Adapt earlier (gold case) model to use this cam by installing thumbturn hub 562F41-2.
A62	Reg. IC 756F58	Corbin Russwin Corbin Russwin DORMA	Mortise Series Master Ring classroom (55) function and inside of vestibule (42) function mortise locksets. CR900 Series Mullion, CRWS700 Series Mullion (Both KRM) Mortise Locks
A65	Reg. 025F72	Corbin Russwin	Mortise Series: required for master ring deadbolt functions manufactured before June 10, 1993 (gold case) and for outside of current vestibule (42) function. Optional for current non-deadbolt functions except classroom (55) and inside of vestibule (42) function.
A92	Reg. IC 756F62	Corbin Russwin	Concealed vertical rod exit device outside grip handle operators 01 and 02.

Cams for obsolete Corbin Russwin products or models



















A63	121F01	Corbin Russwin	Black cast iron case master ring mortise locks, except models with 1" throw deadbolt.
A64	135F19	Corbin Russwin	Black cast iron case master ring mortise locks with 1" throw deadbolt.
A93	Reg. IC 281F27 362F43	Corbin Russwin	610 and 1403 Series Cylindrical Deadlocks.

Cylinder Accessories

Key Systems

Standard Collars +

Spring		
	253F97	.150" (5/32")
	249F43	.096" (3/32")
	549F51	.156" (5/32") - Ring only
	549F52	.219" (7/32") - Ring Only
	605F43	.350" (11/32")
	428F66	Packet: 549F52 + 253F97
	429F43	Packet: 549F51 + 249F43
Solid, Recessed for Cylinder Head		
	700F53	.090" (3/32") VR trim, double cylinder 1-1/4"
	261F54	.094" (3/32") x 2-1/4" O.D. for ED6000 with T5, T6, T9, T9M, T10, T10M, T11M trim
	270F15	.156" (5/32"); total projection 9/32"
	598F89*	.156" (5/32"); total projection 9/32"
	447F41*	.031" (1/32"); total projection 1/4"
	447F42*	.172" (11/64"); total projection 25/64"
	610F01*	.221" (7/32"); total projection 7/16"
	610F02*	.289" (9/32"); total projection 1/2"
	654F07	.350" (11/32"); total projection 15/32"
	447F43*	.375" (3/8"); total projection 19/32"
	609F36*	.500" (1/2"); total projection 23/32"
	609F37*	.650" (21/32"); total projection 7/8"
	609F38*	.850" (27/32"); total projection 1-1/16"
	134F05	.510" (1/2") for ED6800 x B5 or G6 and all ED7400, ED7800 with 1-1/8" cylinder
	267F97	.635" (5/8") for ED6800 x O1 or O2 with 1-1/8" and ED6800 x B5 or G6 and all ED7400, ED7800 with 1-1/4" cylinder
	399F48	.750" (3/4") for ED6800 x O1 or O2 with 1-1/4" cylinder
	654F08	.550" (9/16"); total projection 11/16"

Spacers for Flexible Head Cylinders		
	370F29	.125" (1/8")
	370F31	.250" (1/4")
	252F82	.315" (5/16")
Other Solid Collars		
	416F39*	.172" (11/64") security collar; total projection 13/32"
	686F98*	.172" (11/64") security collar; total projection 13/32" (3 wave washers)
	303F25	.312" (5/16") for 1-1/8" cylinder on aluminum door
Miscellaneous		
	255F53	Rim cylinder, flush mount
	422F88	Rim cylinder, surface mount
	197F34	Wave washer






* Number includes wave washer in packet

+ Refer to corresponding parts and service manuals for correct cylinder collar applications and selection guide

Cylinder Accessories

Key Systems

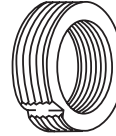
Master Ring Collars ⁺

Solid, Recessed for Cylinder Head		
	447F44*	.031" (1/32"); total projection 1/4"
	447F45*	.172" (11/64"); total projection 25/64"
	447F46*	.375" (3/8"); total projection 19/32"
	699F81*	.505" (1/2"); total projection 23/32"
Spacers for Flexible Head Cylinders		
	366F70	.090" (3/32") tapered
	370F33	.094" (3/32")
	370F35	.281" (9/32")
Miscellaneous		
	255F54	Rim cylinder, flush mount
	197F35	Wave washer

* Number includes wave washer in packet

+ Refer to corresponding parts and service manuals for correct cylinder collar applications and selection guide

Master Ring Adapter



For installing standard diameter mortise cylinder in master ring lockset.

Specify 522F93-2.







Order cam separately. See page 41.

Cylinder Accessories

Key Systems

Collars

- 1-3/4" (44mm) thick door. For other door thicknesses and trim considerations, contact Corbin Russwin Technical Product Support.
- Mortise Cylinders – 1-1/4" (32mm) length

												
	Spring	Solid										Surface Mount
	605F43 (.350)	447F41 (.030)	700F53 (.090)	270F15 (.156)	598F89 (.156)	447F42 (.172)	610F02 (.289)	447F43 (.375)	654F07 (.350)	267F97 (.635)	422F88 (.000)	
Mortise Cylinder												
High Security Separately (1020, 1030)							X					
Security Separately (1027, 1037)	X											
Mortise Lock												
Single Cylinder												
Sectional							X					
N Escutcheon					X							
P Escutcheon					X							
M Escutcheon					X							
L & R Escutcheon		X										
T Escutcheon (no collar required)												
Double Cylinder												
Sectional								X				
N Escutcheon							X					
P Escutcheon							X					
M Escutcheon							X					
L & R Escutcheon						X						
T Escutcheon						X						
V Escutcheon			X									
Auxiliary Locks												
DL4011, 4013, 4017						X						
DL4012								X				
Rim Cylinder												
High Security Separately (CR3020, CR3030)											X	
Security Separately (CR3027, CR3037)											X	
Exit Devices												
ED4000-5000 Series												
700 Trim, F2, F3, T13, P9									X			
K1				X								
700M Trim, F2M, F3M, T13M							X					
900 Trim											X	
Cylinder Dogging				X								
ED6000 Series												
N3, G4, T3				X								
N4M, G5M											X	
T7M, T9M					X							
ED7000 Series												
P4, P6, P7		X										
C4, O3, O5										X		
T11				X								
ED8000 Series												
KO											X	
F1. P1. P2 (no collar required)												

Plug Diameters

Key Systems

Corbin Russwin Cylinder Plug Diameters

When combining Corbin Russwin cylinders, the diameter of the plug determines the set of bottom pin and build-up pin lengths to use. The plug diameter is either .509" or .552". All Pyramid cylinders have a plug diameter of .496" and have their own pin kit. Current Corbin Russwin cylinder plug diameters are listed below by product series. Before 1983, however, all Corbin® X Class cylinders used .509" diameter plugs.

Cylinder	Lock Type	Diameter
CL3200 Series*	Security Bolt	.509"
CL3100, CLX3300, CL3300, CL3500, CL3800 Series	Cylindrical	.509"
CL3400 & CL3600 Series*	Cylindrical	.509"
CL3700 Series*	Cylindrical	.509"
CL3900 Series*	Cylindrical	.509"
CK4200 Series*	Cylindrical	.552"
CK4300, CK4800, CK4400*	Cylindrical	.509"
CK4700 Series*	Cylindrical	.509"
UT5200 Series	Unit Lock	.552"
DL2200 Series	Deadlock	.509"
DL3000 Series	Deadlock	.552"
DL3200 Series	Deadlock	.509"
1400/4300 Series* (obsolete)	Cylindrical	.552"
Pyramid Series	All	.496"
Mortise Cylinders		.552"
Rim Cylinders		.552"
Interchangeable Cores		.509"
Padlocks		.509"
Competitors' Key-in-Lever/Knob		.552"
Security, all cylinders		.552"
Exit Devices, except		
LFIC		.509"
A5, N5, & PR5 trim		.509"
NS/AS trim*		.509"

* Discontinued

Quick Codes

Key Systems

Cylinder Options

Description	Quick Code
LFIC 6-pin with temporary construction core (Red)	CT6R
LFIC 6-pin with temporary construction core (Blue)	CT6B
LFIC 6-pin with temporary construction core (Green)	CT6G
LFIC 6-pin with disposable temporary core	CT6D
SFIC 6-pin with SFIC disposable temporary core ¹ (Mortise)	CT6SD ¹
LFIC 6-pin with small format temporary disposable core	CTSD
LFIC 7-pin with temporary construction core (Red)	CT7R
LFIC 7-pin with temporary construction core (Blue)	CT7B
LFIC 7-pin with temporary construction core (Green)	CT7G
LFIC 7-pin with disposable temporary core	CT7D
SFIC 7-pin with SFIC disposable temporary core ¹ (Mortise)	CT7SD ¹
Pyramid with temporary construction core	CTP
Pyramid with disposable temporary core	CTPD
SFIC 6-pin with less core (rim and mortise)	CLS6
SFIC 7-pin with less core (rim and mortise)	CLS7
Bump-resistant cylinders	BRP

Collar Options - Mortise and Rim Cylinders Only

Description	Quick Code
Collar packet (549F52 + 253F97)	428F66
Rim collar, flush mount	255F53
Rim collar, flush mount (master ring)	255F54
Rim collar, surface mount (standard for rim cylinders)	422F88
Solid collar - .030	447F41
Solid collar - .031 (master ring)	447F44
Solid collar - .090 (VR trim only)	700F53
Solid collar - .094	261F54
Solid collar - .156	270F15
Solid collar - .156	598F89
Solid collar - .172 (tapered security collar)	416F39
Solid collar - .172	447F42
Solid collar - .172 (master ring- standard for MR 118 cylinders)	447F45
Solid collar - .221	610F01
Solid collar - .289	610F02
Solid collar - .312	303F25
Solid collar - .350	654F07
Solid collar - .375	447F43
Solid collar - .375 (master ring)	447F46
Solid collar - .500	609F36
Solid collar - .510	134F05
Solid collar - .550	654F08
Solid collar - .635	267F97
Solid collar - .650	609F37
Solid collar - .749	399F47
Solid collar - .850	609F38
Spacer for flexible head cylinders - .125	370F29
Spacer for flexible head cylinders - .250	370F31
Spacer for flexible head cylinders - .315	252F82
Spacer for flexible head master ring cylinders - .094	370F33
Spacer for flexible head master ring cylinders - .281	370F35
Spacer for flexible head master ring cylinders (tapered) - .090	366F70
Spring collar - .150 (standard for 118 cylinders)	253F97
Spring collar - .219	549F52
Spring collar - .350 (standard for 114 cylinders)	605F43

Keying Options

Description	Quick Code
0-bitted with 2 blank keys (except HS, CHS)	(standard) ⁵
Keyed random	KR
Keyed alike	KA
Keyed to specific bitting (specify bitting)	KS
Uncombined (Keys not provided)	UC ⁴
Construction master keyed	CMK (Not available with interchangeable core)

Key Quantity Options

2 change keys per cylinder ²	(standard) ²
Other than 2 change keys per cylinder (i.e. customer requests 6 change keys per cylinder)	KY# (i.e., KY6)
No change keys	KY0
Master keys (if required) ³	Specify Qty.
Control keys (if required) ³	Specify Qty.
CMK keys (if required) ³	Specify Qty.
CMK control keys (if required) ³	Specify Qty.
SKD control keys (if required) ³	Specify Qty.
Special purpose keys, i.e., ENG (if required) ³	Specify Qty.

¹Corbin Russwin does not furnish permanent SFIC cores

²Keys shipped separately for security and Pyramid master keyed cylinders

³Order as cut keys

⁴Pyramid High Security and Master Ring cylinder not available UC

⁵Pyramid cylinders are not available 0-bitted

*Discontinued

Stamping Options*

Description	Quick Code
Keys stamped with bitting number	(standard)
No keyset or bitting stamping on keys	VKC0
Keys only stamped with keyset (standard for HS, CHS, PS, PHS, PCS, PCHS)	VKC1
Keys stamped with keyset, cylinders stamped with keyset on face of plug - not available for HS, CHS, PS, PHS, PCS, PCHS	VKC2
Keys stamped with bitting, cylinders stamped with keyset on face of plug - not available for HS, CHS, PS, PHS, PCS, PCHS	VKC3
Keys stamped with keyset, cylinders stamped with keyset in concealed location	CKC2
Keys stamped with bitting, cylinders stamped with keyset in concealed location- not available for HS, CHS, PS, PHS, PCS, PCHS	CKC3
Less Trade Mark (No Corbin Russwin logo on cylinders)	LTM

*see page 6 for detailed descriptions

Quick Codes

Key Systems

KeyBow Options

Description	Quick Code
Corbin Russwin logo	(standard)
Plain both sides	KB11
Do Not Duplicate	KB12
US Property Do Not Duplicate	KB13
Restricted Do Not Duplicate (only for protected and restricted keyways)	KB19
Pyramid (only for Pyramid keys)	KB28
Large bow, plain both sides	KB51
Large bow, Do Not Duplicate	KB52
Large bow, US Property Do Not Duplicate	KB53
Large bow, Restricted Do Not Duplicate (only for protected and restricted keyways)	KB59
Security bow Corbin Russwin logo (only for security keys)	KB90
Security bow plain both sides (only for security keys)	KB91
Security bow, Do Not Duplicate (only for security keys)	KB92
Security bow, US Property Do Not Duplicate (only for security keys)	KB93
Security bow, Restricted Do Not Duplicate (only for security, protected, and restricted keyways)	KB99

How to Order

Key Systems

How to Order Cylinders

Mortise Separately

Keyset	Cylinder	Length	Cam	Pins	Keyway	Finish
AA1	CR1000	118	A01	6	L4	626

Rim Separately

Keyset	Cylinder	Length	Pins	Keyway	Finish
AA1	CR3000	058	7	L4	626

Key-in-Lever/Knob Separately

Keyset	Cylinder	Lockset Series	Pins	Keyway	Finish
AA1	CR2000	033	7	L4	626

LFIC Cores Separately

Keyset	Cylinder	Pins	Keyway	Finish
AA1	CR8000	7	L4	626

Pin Kits

Key Systems

Single System Pin Kits

For the end user with one Corbin Russwin System 70 keying system to maintain. Each kit has all pins necessary to combine interchangeable core and master ring cylinders, as well as conventional cylinders (both .509" and .552" plug diameters). Furnished in a handsomely finished hardwood case with combining instructions on the inside of the lid. Includes key gauge, tweezers and both diameter plug followers.

PK-70-ZDH

For pinning all types of cylinders (except security) with Z Class keyways: 59, D, H and L Series, plus 60, 70 and restricted/protected keyways using System 70 depths (1-6).

PK-70-X

For pinning all types of cylinders with X Class keyways: 27, 57, 67 and 77 Series, plus AR, BR, BL, 97 and 99 using System 70 depths (1-6).

PK-70-N

For pinning all types of cylinders with N Class keyways: N1-N28 using System 70 depths (1-6).

Security Pin Kit

PK-70-HS

For security cylinders, including interchangeable core, Brink and blackout function. Furnished in a handsomely finished hardwood case with combining instructions on the inside of the lid. Includes tweezers.

Deluxe Pin Kit

PK-1070

Ideal for locksmiths and distributor service personnel who must service a variety of Corbin Russwin keying systems. Also for end users with Pre-System 70 keying systems.


Contains all pins required to combine standard, IC and master ring cylinders. Accommodates System 70 and non-System 70 for both plug diameters and all key classes. Furnished in a reinforced steel case with combining instructions on the inside of the lid. A separate, removable, two-sided chart contains pin lengths for all modern key classes. Includes tweezers and both diameter plug followers.

PK-20-HS


Each pin kit has all the pins necessary to combine standard and interchangeable core Pyramid High Security cylinders. Includes tweezers, plug follower, key gauge and combining instructions.

PK-20-PS


Each pin kit has all the pins necessary to combine standard and interchangeable core Pyramid Security Cylinders. Includes tweezers, plug follower, key gauge and combining instructions.



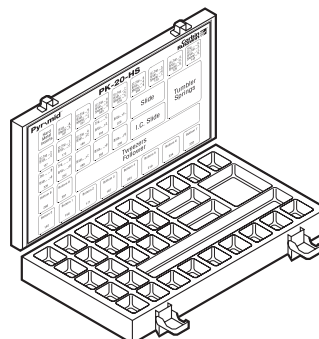
PK-70-ZDH
PK-70-X
PK-70-N



PK-70-HS



PK-1070



PK-20-HS

Replacement Pins

Key Systems

For a complete listing of all Cylinder Components, refer to Cylinder/Owner's Manuals.

How to Order Conventional Pins

Suffix 3-digit length in thousandths of an inch to base number.

Example: .160" bottom pin is 553F482-160.

Description	Number
Specify quantity of vials (100 pins/vial):	
Bottom Pins (L Series)	553F484-2 + length
Master/Top/Build-up Pins (M Series)	553F492 + length
Spool Top Pins (J Series)	553F502 + length
Specify quantity of vials (1500 balls/vial):	
Construction Balls	546F978
<ul style="list-style-type: none"> Pins are packaged in a secure, spill-proof plastic vial with hinged top. 12 vials per master carton. 	

How to Order Security Pins

Replace the "x" in the part number with the pin's skew number.

Bottom pins use skews **L** (1) and **R** (2).

Master pins use skews **L** (1), **R** (2) and **S** (3).

Example: #2 master pin with S skew is 407T334-097.

Description	Number
Specify quantity of pins (must be multiple of 20):	
Bottom Pin, #2	407T4x4-242
Bottom Pin, #3	407T4x4-270
Bottom Pin, #4	407T4x4-298
Bottom Pin, #5	407T4x4-326
Bottom Pin, #6	407T4x4-354
Master Pin, #2	407T3x4-097
Master Pin, #3	407T3x4-125
Master Pin, #4	407T3x4-153
Top Pin #1 (long)	407T43-4193
Top Pin #2 (short)	407T43-4158

How to Order Pyramid Security Pins

Suffix 3-digit length in thousandths of an inch to base number.

Description	Number
Specify quantity of vials (100 pins/vial):	
Bottom Pins (Nickel Silver)	695F244 + length
Master/Build-up Pins/Top (Brass)	695F252 + length

How to Order Pyramid High Security Pins

Suffix 3-digit length in thousandths of an inch to base number.

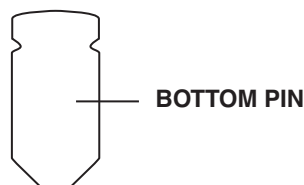
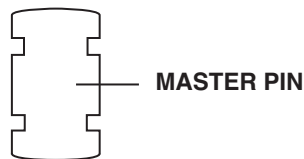
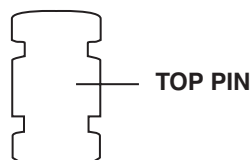
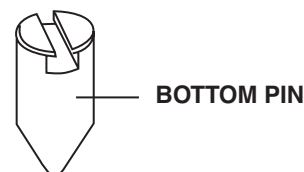
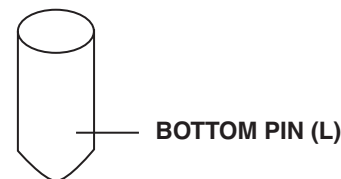
Description	Number
Specify quantity of vials (100 pins/vial):	
Bottom Pins (Stainless Steel)	695F247 + length
Master/Build-up Pins/Top (Stainless Steel)	695F257 + length

How to Order Pyramid Bump Resistant Pins

Description	Number
Specify quantity of vials (100 pins/vial):	
Size A	628F107142
Size C	628F107236

How to Order Pyramid P6 Side Pins

Description	Number
Specify quantity of vials (20 pins/vial):	
P6 Side Pin	630F494



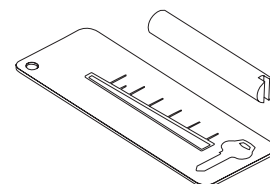
Service Equipment

Key Systems

Cylinder Tool Kit No. CT-93

Kit No. CT-93 contains the following items (also available separately):

CT-4	Follower for 509" diameter plugs
CT-11	Key gauge for Corbin® X and Z Class System 70 and pre-System 70
CT-19	Tweezers
CT-21	Key gauge for Russwin® N Class System 70 and pre-System 70
CT-22	Key gauge for Russwin DH Class System 70 and pre-System 70
CT-23	Key gauge for Russwin 981 and 852 Classes
CT-54	Follower for .552" diameter plugs



Pyramid Tools

CT-20	Pyramid plug follower (.495" diameter)
CT-20K	Key Gauge for Pyramid

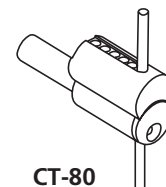
Other Tools

CT-5	Pin Chamber Reamer
CT-7	Pin Chamber Burring Tool
CT-10	Loading tool for CK4400 Series and IC cylinder shells

Cylinder Installation Wrench No. CT-80

CT-80 is for interchangeable core mortise cylinders. It is used to:

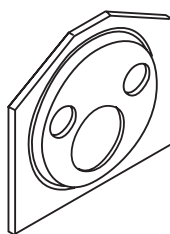
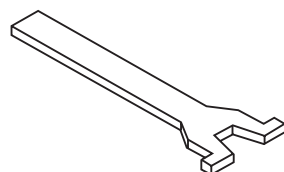
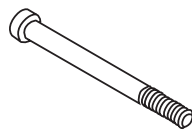
- Install and remove Corbin Russwin interchangeable core mortise cylinder housing without marring cylinder scalp finish.
- Test cam operation before fastening the mortise cylinder set screw.
- Align the pins of the throw member before installing the core.



CT-80

Parts

Key Systems



Screws	
438F418	Cam screw, mortise cylinder and RFC padlocks
438F428	Cam screw, IC mortise cylinder
488F088	Mortise cylinder set screw packet (1 screw), standard cylinder size
488F108	Mortise cylinder set screw packet (1 screw), master ring
021F688	Rim cylinder mounting screw, 2-9/32" long for 1-3/8" - 2-1/2" doors
021F718	Rim cylinder mounting screw, 3-1/8" long for 2-3/4" - 3-1/2" doors
Disposable Core 10 Packs	
627F009	Corbin Russwin LFIC
707F219	Corbin Russwin SFIC
Tailpieces	
655F008	5/8" horizontal for rim cylinder CR3000-058
655F018	5/8" horizontal for IC rim cylinder CR3080-058
582F298	1-1/4" horizontal for IC rim cylinder CR3080-114
490F558	1-3/8" horizontal for rim cylinder CR3000-138
253F858	1-7/8" horizontal for IC rim cylinder CR3080-178
483F098	1-7/8" vertical for IC rim cylinder CR3080-178V
253F768	2" horizontal for rim cylinder CR3000-200
413F488	2" vertical for rim cylinder CR3000-200V
284F138	3-1/8" horizontal for IC rim cylinder CR3080-318
253F778	3-1/2" horizontal for rim cylinder CR3000-312
413F498	3-1/2" vertical for rim cylinder CR3000-312V
778F778	For CR2000-031 & CR2000-031H cylinders
778F768	For CR2000-031-7 & CR2000-031H-7 cylinders
622F308	For CR2000-033 & CR2000-034-7 cylinders
622F298	For CR2000-034-6 cylinder
682F298	For CR2000-037 & CR2000-033-7 cylinders
596F898	For CR2000-038 cylinder
489F028	For CR2000-051 cylinder
680F608	For CR2000-039 cylinder
681F068	For CR2000-039L cylinder
862F998	For CLX3300 Mechanical Functions (1-3/8" - 2" doors) 6-pin
863F018	For CLX3300 Mechanical Functions (1-3/8" - 2" doors) 7-pin
863F008	For CLX3300 Mechanical Functions (2-1/4" doors) 6-pin
863F028	For CLX3300 Mechanical Functions (2-1/4" doors) 7-pin
886F140	For CLX3300 Electrified Functions (1-3/8" - 2" doors) 6-pin
886F160	For CLX3300 Electrified Functions (1-3/8" - 2" doors) 7-pin
886F150	For CLX3300 Electrified Functions (2-1/4" doors) 6-pin
886F170	For CLX3300 Electrified Functions (2-1/4" doors) 7-pin
Rim Cylinder Back Plates	
253F758	For standard and Pyramid rim cylinders
135F108	For master ring rim cylinders
Retainers	
173F798	.020" thick for CR2001 -051 cylinder
368F918	.030" thick for rim, CR2200, CR2210 & CR3000 Series cylinders
488F928	.032" thick for CK4200 and 1400/4300 Series locks
333F997	For CK4400 Series Locks, 4300 Series Cylinders, 8000 cores and Pyramid
655F415	For CR3080 IC rim cylinder
680F645	Threaded cap for CR2000-033, 034, 037, 039, Security & Pyramid KIL cylinders
585F312	Cap pin for above
Springs (Ordered in multiples of 100)	
585F327	For CR2000-033, 034, 037, 039, Security & Pyramid KIL cap pin)
792F997	IC Conventional & Security
603F207	Fixed Core Conventional & Security
026F757	Hotel Mortise blocking pin
697F507	All Pyramid Cylinders
314F987	For CR2001-034 indicator
Spring Covers	
217F422	5-pin brass (Rim/Mortise/IC)
217F442	6-pin brass (Rim/Mortise/IC/Pyramid IC)
314F887	6-pin stainless (2000 Series Knob/Lever)
217F432	7-pin brass (Rim/Mortise/IC/Pyramid Rim & Mortise)
585F397	7-pin stainless (2000 Series Lever/Pyramid KIL/KIK)
411F092	Pyramid KIL/KIK for other manufacturers products (2200 Series)

Policies and Procedures

Key Systems

Procedures

Corbin Russwin keying systems utilize the Standard Key Coding System illustrated on the following pages. To ensure prompt and accurate processing, purchase orders should be written using these key symbols to describe each master keyed item. In addition to the key symbol, Corbin Russwin requires the following information on the keying system for ALL orders:

- End User (job) Name
- City, State, Zip Code
- Special key bows or key stamping
- VKC/CKC requirements (see page 6)

New Systems or New Branches of Existing Systems

Indicate system expansion in terms of estimated numbers of key combinations, not doors. All of this information is essential at the inception of a keying system in order for Corbin Russwin to ensure accommodation of the end user's present and future needs. Advise as follows:

- How many levels of keying?
- Plan for a construction master key?
- Any selective master keys, such as ENG?
- How many changes for each master?
- How many masters for each grand master? If mixing Corbin Russwin cylinder types, indicate clearly where each type of cylinder will be used within the expansion parameters:
 - Which masters or grands have security cylinders under them?
 - Which have interchangeable cores?
 - Which have master ring?
 - Which have conventional cylinders?

Existing System Add-Ons

For prompt processing, orders must include a positive identification for the keying system in addition to the job name, city, state and zip code. Any ONE of the following is positive ID:

- Registry number stamped on any existing factory master key
- Previous factory order number together with the year of that order

Letters of Authorization

No letter is needed when the items are to be drop shipped directly to the end user. In all other cases, to preserve the security of the end user's keying system, Corbin Russwin requires a letter of authorization on the end user's letterhead to obtain the following:

- Bitting lists
- Security blanks and cut keys
- Master level cut keys
- Protected key blanks, cylinders and plugs
- Pyramid key blanks, cylinders, and plugs

The letter of authorization can be brief but should include a specific description of what is being authorized for release, and a positive key system identification.

Pyramid Key Discard Policy

It is essential that cut keys and key blank distribution policies and procedures be maintained and enforced for all Pyramid products.

Authorized Pyramid Distributors

Pyramid is a system-based product. An authorized distributor can stock Pyramid upon specific written authorization from the primary systems administrator of the facility. Authorized distributors have the ability to receive product, key product, cut keys and distribute the product to the facility.

Authorized Pyramid distributors who carry inventory for a specific system must provide valid receipts and disbursements of all Pyramid products, specifically key blanks/cut keys. All Pyramid key blanks to be maintained in the possession of an authorized Pyramid distributor must be accounted for. Any defective, incorrectly cut or damaged Pyramid key blanks must be retained in the distributor's possession to be reviewed and collected by a representative of ASSA ABLOY Door Security Solutions.

XYZ Corporation

1 Main St.
Anytown, USA 00001
(203) 555-5555

(Current Date)

Corbin Russwin Architectural Hardware
Key Systems Dept.

We authorize Acme Distributors to obtain a copy of the bitting list for our keying system GGMX5555. We also authorize them to order the quantities of master keys on our attached purchase order 1234AB.

Sincerely,

Gordon Morris
Security Director

Pyramid Primary System Administrators

Any defective, incorrectly cut or damaged Pyramid key blank must be destroyed.

Pyramid Key Warranty

Pyramid key blanks are covered by a 5-year warranty as outlined in the current list price book.

How to Establish Key Systems

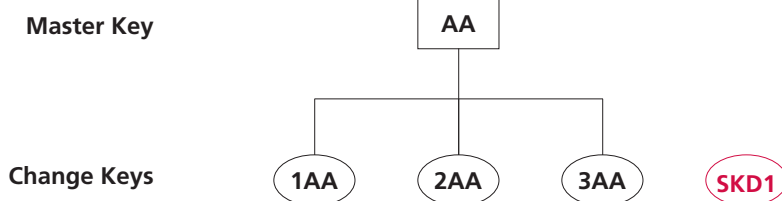
Key Systems

To Specify a Simple Master Key System (2 Levels of Keying)

The master key symbol consists of TWO letters, such as **AA**. The change key numbers are added to the master key letters. The numbers come FIRST: **1AA**, **2AA**, **3AA**, etc.

When locks are required which are not operated by the master key or other change keys in the system, they are referred to as "single keyed" and given symbols **SKD1**, **SKD2**, etc. When all higher levels of master keys are to be disallowed, suffix **(NMK)** to the symbol of the key which is to operate. This means

"not master keyed." Cylinder **1AA(NMK)** is operated by **1AA** only. The **AA** master is blocked from operation.



To Specify a Grand Master Key System (3 Levels of Keying)

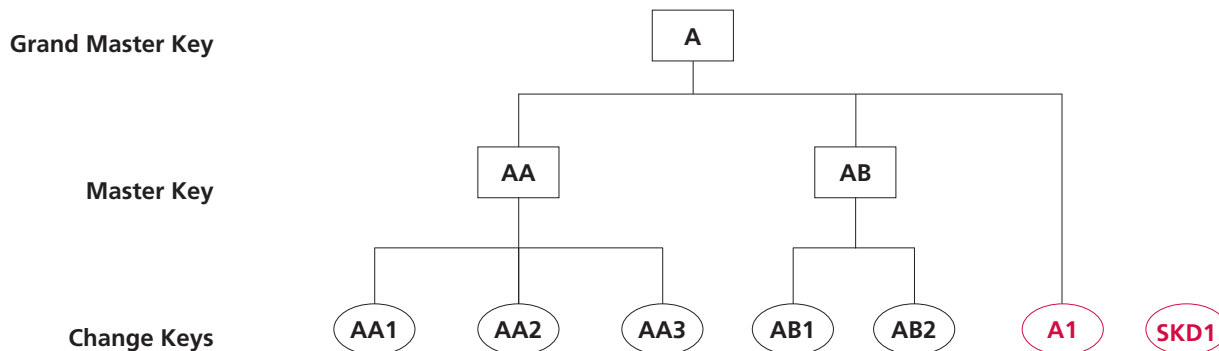
The grand master is assigned any ONE letter, such as **A**. The master keys under this grand are assigned TWO letters, the first of which must be the same as the grand: **AA**, **AB**, **AC**, etc. are all masters under grand **A**. Masters **BA**, **BB**, **BC**, etc., are all under grand **B**. Caution: Do not use the letters **I**, **O** or **Q** because of possible confusion with the numerals 1 and 0, respectively. Also do not use the letter **X** due to confusion with cross keying. Change key numbers come after the letters.

For master keys beyond **AZ**, insert a numeral between the letters to designate which pass through the alphabet they represent. **A2A** through **A2Z** represents the second pass of masters under grand **A**. **A3A** through **A3Z** would be the third. Change keys under these masters have the numbers suffixed in the usual way: **A2A1**, **A2A50**, etc.

If the cylinder is to be operated by its change key and nothing lower than the single lettered GMK, the change number is added to the GMK symbol. This is illustrated by the example **A1** in the schematic shown.

When locks are required which are not operated by ANY master keys or other change keys in the system, they are referred to as "single keyed" and given symbols **SKD1**, **SKD2**, etc.

When all higher levels of master keys are to be disallowed, suffix **(NMK)** to the symbol of the key which is to operate. This means "not master keyed" and can be applied to any level in the system. Cylinder **AA1 (NMK)** is operated by **AA1** only. The **AA** master and **A** grand are blocked from operation. Cylinder **AA (NMK)** would be operated by the **AA** master only. Grand **A** does not operate.



How to Establish Key Systems

Key Systems

To Specify a Great Grand Master Key System (4 Levels of Keying)

The great grand master key is assigned the symbol **GGM**. The rest of the symbols are the same as those in 3-level systems: The GMKs are assigned single letters, e.g., **A, B, C, D**, etc. Caution: Never use **X** for a grand master key due to the confusion which will result with cross keying symbols presented on page 53.

Masters under each GMK are assigned two letters, the first of which is the same as its respective grand master key. Change key numbers come *after* the letters. Changes

under the grand (**A1, B1**, etc.) and masters beyond **AZ** are handled exactly as in the 3-level system already described.

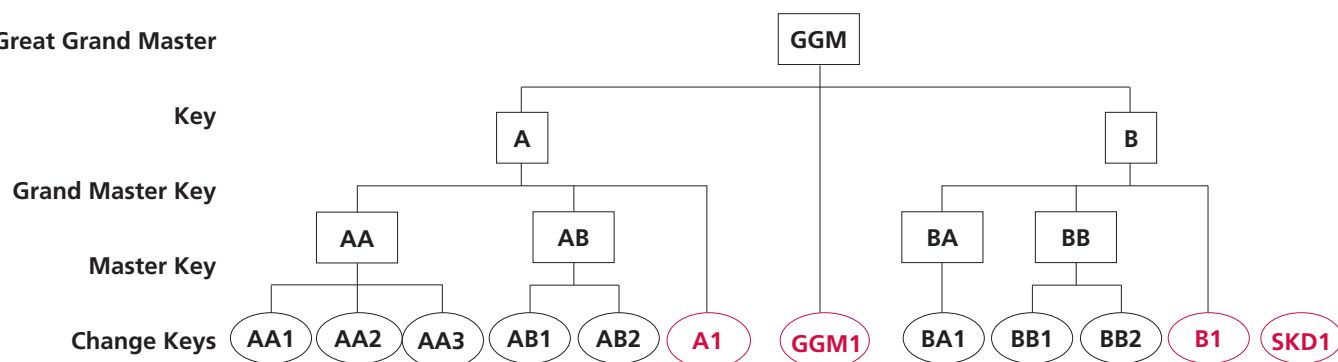
Changes directly under a grand are also handled as illustrated in the 3-level system. For changes directly under the **GGM** with no intermediate level masters, the change number is added directly to **GGM** as shown by the example **GGM1** in the schematic.

When locks are required which are not operated by ANY master keys or other change keys in the system, they are referred to as "single keyed" and given

symbols **SKD1, SKD2**, etc.

When all higher levels of master keys are to be disallowed, suffix (**NMK**) to the symbol of the key which is to operate. This means "not master keyed" and can be applied to any level in the system. Cylinder **AA1 (NMK)** is operated by **AA1** only. The **AA** master, **A** grand and **GGM** are all blocked from operation. Cylinder **AA (NMK)** is operated by the **AA** master only. Grand **A** and the **GGM** do not operate. Cylinder **A (NMK)** would be operated by the **A** grand only, without the **GGM**.

Great Grand Master



Selective Master Keys

It is often useful in large keying systems to issue a high level master key to maintenance personnel which allows access across all master and grand master key boundaries of a keying system. A selective master key is usually very close to the system's top master key, both physically and through its realm of access. Nevertheless, it must be blocked from operating in many areas.

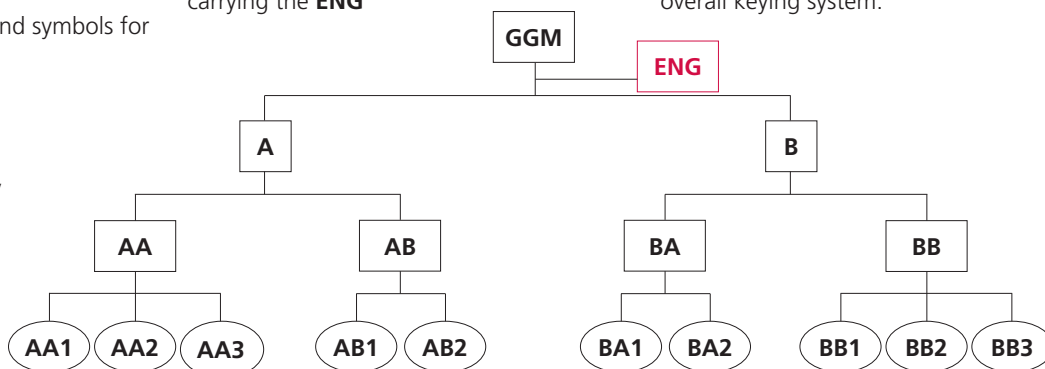
The most common names and symbols for selective master keys are:

ENG	Engineer's key
ATT	Attendant's key
JAN	Janitor's key
HKP	Housekeeper's key
GRD	Guard's key
MAIN	Maintenance

To designate that a lock be operated by a selective master key, suffix the symbol in parentheses to the standard symbol. Example: **AA1 (ENG)**. This must be added *every time* the selective key is to operate and left off whenever the selective key is NOT to operate. For instance, you may lay out a system in which key **AA1** is to operate two different offices. Inside one of them is an electrical cabinet which must be accessible to maintenance personnel carrying the **ENG**

key. That lock must be specified as **AA1 (ENG)** while the lock for the other office must be specified as **AA1**. Change keys directly under the selective key, such as **ENG1**, are operated by all higher level keys, such as **GGM**.

Like cross keying, a selective master key is a convenience feature which decreases the security of the cylinders it operates and limits the expansion and flexibility of the overall keying system.



How to Establish Key Systems

Key Systems

Convenience May Reduce Cylinder Security and Hinder System Expansion

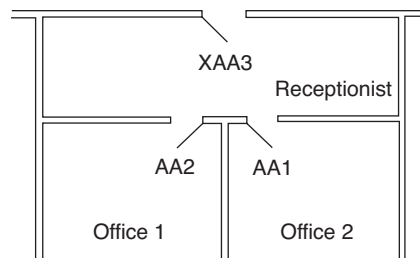
Whenever two or more different keys such as **AA1** and **AA2** are both required to operate the same cylinder, the cylinder's security is reduced. This is called *cross keying*. When the cross keying occurs under all the same higher level keys, such as **AA1** and **AA2**, it is known as *controlled cross keying*. When it combines keys under different higher level keys, such as **AA1** and **AB1**, it is known as *uncontrolled cross keying*.

In addition to reducing the security of the cylinder, cross keying usually imposes limits on the flexibility and expansion of the overall keying system. This is especially true of uncontrolled cross keying. For these reasons, it is strongly recommended to allow personnel to carry more than one key. Cross keying should be discouraged whenever possible. However, when cross keying is required, it is specified as follows, and should be summarized at the beginning of each order.

Case #1

Cylinder requires its own change key. The illustration depicts part of a small medical building where two doctors share a common receptionist. The receptionist gets the **AA3** key. Each doctor carries a key which operates only one office, but is also cross keyed into the entrance from the corridor.

Determine the symbol of the change key (example: **AA3**). Then prefix the letter X (example: **XAA3**). Then list all keys which are to operate in an "operated by . . ." phrase. Example: "**XAA3** operated by **AA1**, **AA2**, **AA** and **A**". Note that **X** is a cylinder specification only. The keys for cylinder **XAA3** are designated **AA3**.

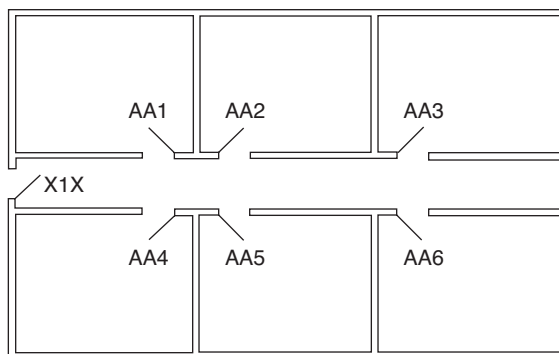


XAA3 operated by AA1, AA2, AA and A.

Case #2

Cylinder does NOT require its own change key. This illustration depicts a section of a floor in a dormitory. Each student's bedroom key operates the hall door lock. There is no need to construct a key which operates only the hall door.

In this case, place an **X** at both the beginning and end of the symbol and a number between them. Example: **X1X**, **X2X**, etc. Again, *always include the "operated by . . ." phrase with a complete listing of key symbols to operate.*



X1X operated by AA1 through AA6, AA and A.

Notes

Key Systems

The ASSA ABLOY Group is the global leader in access solutions. Every day, we help billions of people experience a more open world.

ASSA ABLOY Opening Solutions leads the development within door openings and products for access solutions in homes, businesses and institutions. Our offering includes doors, frames, door and window hardware, mechanical and smart locks, access control and service.



For additional information, contact your
ASSA ABLOY Door Security Solutions
sales consultant or visit **www.corbinrusswin.com**.

In U.S.

Corbin Russwin
225 Episcopal Road
Berlin, CT 06037
Phone: 800-543-3658
Fax: 800-447-6714
www.corbinrusswin.com

In Canada

ASSA ABLOY Door
Security Solutions Canada
160 Four Valley Drive
Vaughan, Ontario
Canada L4K 4T9
Phone: 800-461-3007
Fax: 800-461-8989
www.assaabloydss.ca