

# PED5000 Series

## Exit Device



# Product Catalog

Experience a safer  
and more open world

# Table of Contents

## PED5000 Series

Overview . . . . .	3	PED5600 Mortise Lock Exit Device	
Key Features . . . . .	4-5	Specifications . . . . .	45
Ratings and Certifications . . . . .	6-8	How To Order . . . . .	45
PED5200 Rim Exit Device		Trim . . . . .	46-48
Specifications . . . . .	9	Options. . . . .	49
How To Order . . . . .	9	Strikes. . . . .	50
Trim . . . . .	10-12	PED5800 Concealed Vertical Rod	
Options. . . . .	13	Specifications . . . . .	51
Strikes. . . . .	14-15	How To Order . . . . .	51
PED5400 Surface Vertical Rod		Trim . . . . .	52-53
Specifications . . . . .	16	Options. . . . .	54
How To Order . . . . .	16	Strikes. . . . .	55-56
Trim . . . . .	17-19	Door Width & Height Options . . . . .	57
Options. . . . .	20	Device Centerline Options . . . . .	58
Strikes. . . . .	21	Rails, Covers & End Caps . . . . .	59
PED5400 M55 Surface Vertical Rod		Lever Trim . . . . .	60
Specifications . . . . .	22	Auxiliary Control . . . . .	61
How To Order . . . . .	22	Trim and Pulls . . . . .	62
Trim . . . . .	23-25	Anti Vandal Trim . . . . .	63
Options. . . . .	26	Levers - Standard . . . . .	64
Strikes. . . . .	27	Levers - Decorative. . . . .	65-69
PED5400 FE Surface Vertical Rod		Electrical Options. . . . .	70-78
Specifications . . . . .	28	Mechanical Options. . . . .	79-86
How To Order . . . . .	28	Cylinder Options . . . . .	87-93
Trim . . . . .	29-30	Shim Kits . . . . .	94-95
Options. . . . .	31	Mullions - Aluminum . . . . .	96
Strikes. . . . .	32	Mullions - Steel . . . . .	97
PED5400 HC Surface Vertical Rod		Mullions - Accessories . . . . .	98-99
Specifications . . . . .	33	Accessories . . . . .	100
How To Order . . . . .	33	Finishes . . . . .	101-103
Trim . . . . .	34-36	How to Order . . . . .	104-105
Options. . . . .	37	Architectural Specifications . . . . .	106
Strikes. . . . .	38	Additional Resources . . . . .	107
PED5400 HC4 Surface Vertical Rod			
Specifications . . . . .	39		
How To Order . . . . .	39		
Trim . . . . .	40-42		
Options. . . . .	43		
Strikes. . . . .	44		

# Overview

## PED5000 Series

The PED5000 Series is the **next generation** of exit devices. With new and enhanced features, this exit device is ideal for environments that require elegance along with maximum strength and durability, all configurations (rim, mortise, surface vertical and concealed vertical rod) exceed ANSI/BHMA Grade 1 requirements.

### Innovation

- All wires for electromechanical options are routed through the rail
- Vertical rods adjusted at the center case on concealed and surface vertical rod devices
- Large chassis indicator viewing window
- Hidden dogging mechanism
- Improved Delayed Egress functionality
- Enhanced Motorized Electric Latch Retraction features
- EcoFlex® technology on all electrified trim
- Motorized Electric Latch Retraction available with FEMA certified devices
- 5lb pressure latch release optional on all rim and concealed vertical rod device types to comply with California Building Codes
- Available with MicroShield or CuVerro Shield Coating (Available as a Special)

### Security


- Torx® screws
- Pushrail dogging option available, with or without indicators
- Lock Status Indicator option available for rim devices
- Master keying with Corbin Russwin Security Key systems available (Access 3, Pyramid)

### Strength and Durability


- ANSI/BHMA A156.3 Grade 1 certified
- Exterior components made of stainless steel
- Heavy duty mounting construction
- Built to withstand abusive conditions and designed to deflect impacts from carts
- Robust end cap design for high impact environments
- 10-year warranty

### Aesthetics

- Multiple trim options for wide and narrow stile applications
- Flush pushbar and rail carrier design to minimize catch points
- No visible fasteners on rail assembly
- Mixed finish options
- Available with Muséo Line decorative lever trim
- Available with MicroShield or CuVerro Shield coating



PED5200 Rim Exit Device



PED5600 Mortise Lock Exit Device



PED5400 Surface Vertical Rod Exit Device




PED5800 Concealed Vertical Rod Exit Device

# Key Features

## PED5000 Series


### Eliminated Catch Points

The design for the interaction of the pushbar and rail carrier is significant. Creating a flush profile increases safety by reducing catch points from bags/straps and increasing mobility for firehoses. The elimination of catch points also extends the life of the exit device with reduced maintenance and parts replacement.



### Center Case Adjustability


This feature eliminates the challenges and time needed to adjust latch engagement on vertical rod devices. The PED5000 Series includes the capability to make adjustments up to 5/8" while the door is hung in place, using only an allen wrench.



### Wire Routing

Wires for all electromechanical function options (D, MELR, VLR, M91, M93, M97 and EcoFlex trim) are contained within the carrier of the PED5000 Series exit device, eliminating the need for cavities in doors to be drilled. This makes installation and upgrades easier and faster.

NOTE: Not available with access control products (IN Series, SN Series)





# Key Features


## PED5000 Series

### EcoFlex® Technology



Corbin Russwin EcoFlex trim reduces energy consumption, which lowers operating costs, and reduces the number of power supplies required.

- Field configurable to fail-safe or fail-secure, and operates from 12-24VDC, offering greater flexibility in system design
- Superior reliability through higher performance and reduced maintenance
- Longer cable runs without negatively impacting lock function
- Reduced risk of voltage drops and eliminates inductive kickback
- Lowers the total cost of ownership



### Shelter PED5267 Function

- Bright red button is easy to identify quickly and easy to push.
- Available with the M47 indicator option which provides clear indication of the shelter in place status.
- Perfect for providing increased safety to higher capacity educational, health care and office spaces



### Status Indicators

The PED5000 Series includes three status indicator options to provide peace of mind for occupant safety and security.

- The Active Dogging Indicator displayed in the pushpad for visual confirmation if the door is secure.
- Our M48 Passive Dogging option with a subtle display on the side of the pushpad .
- As well the M47 Trim Status Indicator option with a large display on the chassis cover for our Classroom Intruder functions.

*M48 Passive Dogging Indicator*



*Active Dogging Indicator*



*M47 Trim Status Indicator*



### Aesthetics

Complement the look of the entire opening with door closer covers, specifically designed to match the exit device design. These covers are available on all DC8000 Series door closers.



# Ratings and Certifications

## PED5000 Series

### UL Fire Ratings

Type	Exit Device	Door Material	Single Door	With CRFE700 or CR900A or CRWS700AKM Mullion	With CR900BKM Mullion	VR/VR Doors Swing Same Direction	SVR/Mortise Doors Swing Same Direction	CVR/Mortise MD Doors Swing Same Direction	VR/VR Double Egress
<b>Rim</b>	PED5200 A	Metal	3 Hour 4' x 10'	3 Hour 8' x 8'	1-1/2 Hour 8' x 8'	-	-	-	-
<b>Mortise</b>	PED5600 A	Metal	3 Hour 4' x 10'	-	-	-	3 Hour 8' x 8'	3 Hour 8' x 10'	-
<b>SVR</b>	PED5400 A	Metal	-	-	-	3 Hour 8' x 8'	3 Hour 8' x 8'	-	3 Hour 8' x 8'
	PED5400 A M55	Metal	3 Hour 4' x 8'	-	-	3 Hour 8' x 8'	-	-	-
	PED5400 A FE	Metal	-	-	-	3 Hour 8' x 10'	-	-	3 Hour 8' x 10'
<b>CVR</b>	PED5800 A MD	Metal	-	-	-	3 Hour 8' x 10'	-	3 Hour 8' x 10'	3 Hour 8' x 10'
	PED5800 A WD	Wood Composite	1-1/2 Hour 4' x 9'	-	-	-	-	-	-
	PED5800 A M55 MD	Metal	-	-	-	3 Hour 8' x 10'	-	-	3 Hour 8' x 10'

Any retrofit or other field modification to a fire-rated opening can potentially impact the fire rating of the opening, and Corbin Russwin Manufacturing Company makes no representations or warranties concerning what such impact may be in any specific situation. When retrofitting any portion of an existing fire-rated opening, or specifying and installing a new fire-rated opening, please consult with a code specialist or local code official (Authority Having Jurisdiction) to ensure compliance with all applicable codes and ratings.

**Note:** Please contact door manufacturer for specifications regarding fire door construction and current UL listing.

# Ratings and Certifications

## PED5000 Series

### Windstorm and Hurricane Ratings

Model		Configuration (Outswing Doors Only)	Max Size	Stiffness Class	Design Pressure (psf)	Impact (ft-lbs)	Latch Throw Min (in.)	Latch Strength Min (lbf)
PED5200 HC PED5200 A HC	Rim	Single door	4' x 8'	I	+/-70	350	3/4"	1120
PED5200 HC PED5200 A HC	Rim	Door Pair	8' x 8'	I	+/-70	350	3/4"	1120
PED5200 M107 PED5200 A M107	Rim	Single Door	3' x 7'	I	+/-60	350	3/4"	630
PED5600 M107 PED5600 A M107	Mortise	Single Door	3' x 7'	I	+/-60	350	3/4"	630
PED5800 MD M107 PED5800 MD HC PED5800 A M107	CVR	Door Pair, two-point latching	8' x 8'	I	+/-86	350	1/2"	688
PED5800 A MD PED5800 A MD HC	CVR	Single door		I				
PED5400 HC	SVR	Single door	4' x 8'	I	+/-65	350	3/4"	520
PED5400 HC	SVR	Door Pair with (2) 988, 988-1, or 988-2 surface bolts engaged (inactive leaf)	8' x 8'	I	+/-65	350	3/4"	520
PED5400 HC	SVR	Door Pair	8' x 8'	I	+/-65	350	3/4"	520
PED5400 HC4	SVR	Single door	4' x 8'	I	+/-150	350	3/4"	1200
PED5400 HC4	SVR	Door Pair with (2) 988CR, 988CR-1, or 988CR-2 surface bolts engaged (inactive leaf)	8' x 8'	I	+/-150	350	3/4"	1200
PED5400 HC4	SVR	Door Pair	8' x 8'	I	+/-150	350	3/4"	1200
CRFE700 CRWS700AKM	Mullions	Door Pair	8' x 8'	I	+/-70	350	N/A	N/A
CR900BKM	Mullions	Door Pair	8' x 7'	I	+/-70	350	N/A	N/A
988CR, 988CR-1, 988CR-2	Surface Bolts	Door Pair	8' x 8'	I	+/-150	350	-	1200

\*For use with UL Classified PED5200 HC and PED5200 A HC rim exit devices.

### Tornado Ratings

Model		Configuration (Outswing Doors Only)	Max Size	Design Pressure	Missile Impact
PED5400 FE PED5400A FE	SVR	Single Door	3'0" x 6'8"	+/- 284 psf	15lb 2'x4' @ 100mph
		Single Door	> 3' 0" x 7'0"	+246 psf, -225 psf	15lb 2'x4' @ 100mph
		Double Door	6'0" x 6'8"	+/- 284 psf	15lb 2'x4' @ 100mph
		Double Door	> 6'0" x 7'0"	+246 psf, -225 psf	15lb 2'x4' @ 100mph

# Ratings and Certifications (cont.)

## PED5000 Series

### Windstorm Certifications: Florida Building Codes and UL Listings

Corbin Russwin products meet building codes that require hurricane, windstorm and FEMA certifications, including some of the most stringent building codes as specified in the Florida Building Code, Miami Dade Code and the International Building Code. Listed below are certifications and standards met by the PED5000 Series lock.

Any retrofit or other field modification to a fire-rated opening can potentially impact the fire rating of the opening, and Corbin Russwin makes no representations or warranties concerning what such impact may be in any specific situation. When retrofitting any portion of an existing fire-rated opening, or specifying and installing a new fire-rated opening, please consult with a code specialist or local code official (Authority Having Jurisdiction) to ensure compliance with all applicable codes and ratings.

#### Florida Building Code: FL3067

#### UL Certification Directory: ZHEM.R21836 – Latching Hardware

ANSI/SDI-BHMA A250.13	Testing and Rating of Severe Windstorm Resistant Components for Swinging Door Assemblies.
ANSI/ASTM E330	Standard Test Method for Structural Performance of Exterior Windows, Doors, Skylights and Curtain Walls by Uniform Static Air Pressure Difference.
ANSI/ASTM E1886	Standard Test Method for Performance of Exterior Windows, Curtain Walls, Doors, and Impact Protective Systems Impacted by Missile(s) and Exposed to Cyclic Pressure Differentials.
ASTM E1996	Standard Specification for Performance of Exterior Windows, Curtain Walls, Doors and Impact Protective Systems Impacted by Windborne Debris in Hurricanes.
(TAS) 201	Impact Test Procedures*.
(TAS) 202	Standard Test Method for Structural Performance of Exterior Windows, Doors, Skylights and Curtain Walls by Uniform Static Air Pressure Difference.
(TAS) 203	*Criteria for Testing Products Subject to Cyclic Wind Pressure Loading.

\* Published in the "Florida Building Code"

#### UL Certification Directory: ZHLL.R21836 – Products for Use in Windstorm-rated Assemblies (Available on PED5400 FE Series only)

Certifications to meet assembly requirements are done in conjunction with doors from ASSA ABLOY Group companies CECO DOOR and CURRIES.

FEMA Publication 361 (2015)	Design and Construction Guidance for Community Safe Rooms, investigated with respect to impact and pressure requirements only.
ICC 500 (2020)	ICC/NSSA Standard for the Design and Construction of Storm Shelters, investigated with respect to impact and pressure testing. Minimum missile impact speeds vary with the design wind speed desired for a particular product. The information below correlates design wind speed to the minimum missile speeds as discussed in Table 305.1.1 of ICC 500.

# PED5200 Rim Exit Device

## PED5000 Series



### Specifications

Chassis Cover	Stainless steel, brass or bronze
Chassis	Nonferrous alloy (non-fire rated devices) Ferrous alloy (fire-rated devices)
Door Type	Wood, metal, aluminum (Consult factory for other door type options)
Door Configuration	Single door or double door with mullion
Door Thickness	<ul style="list-style-type: none"> <li>1-3/4" minimum thickness, supplied standard</li> <li>For 2" doors specify D200, for 2-1/4" doors specify D214 (for thicker doors specifications see page 86)</li> </ul>
Door Width	<ul style="list-style-type: none"> <li>Standard rail sizes- W032, W036, W042, W048</li> <li>Custom sizes available, see page 57</li> </ul>
Stile	4-1/2" minimum - Narrow & Wide Trim
Rails	Stainless steel, brass or bronze
Projection	3.10"
Latchbolt	Stainless steel, 3/4" throw
End Cap	<ul style="list-style-type: none"> <li>Flush end cap standard</li> <li>Overlapping end cap optional - Specify M111</li> </ul>
Device Centerline	<ul style="list-style-type: none"> <li>39-5/8" for standard applications</li> <li>38" for elementary schools (AFF038)</li> <li>See page 58 for more details</li> </ul>
Dogging Feature	<ul style="list-style-type: none"> <li>Hex key dogging standard on non fire-rated mechanical devices</li> <li>Specify M51 for less dogging</li> <li>Specify M52 for cylinder dogging (Mortise cylinder required, must be ordered separately.)</li> </ul>
Indicators	<ul style="list-style-type: none"> <li>Specify M48 for passive dogging indicator</li> <li>Specify M47 for Trim Status Indicator</li> </ul>
Strikes	<ul style="list-style-type: none"> <li>649 Strike – standard</li> <li>Optional strikes – 613, 642, 644, 656, and 657</li> </ul>
Mounting Fasteners	<ul style="list-style-type: none"> <li>Wood and machine screws provided</li> <li>Available with thrubolts (M54)</li> </ul>
Fire Ratings	See ratings and certifications table on page 6
Hurricane Ratings	See hurricane/windstorm ratings and certifications table on page 7

### How to Order

Device Type	Function	Options (Cylinder/Mechanical/Electrical)	Trim	Finish - Outside	Hand	Optional Strikes	Finish - Inside	Door Width*
PED52	47	MELR	A947PT	626	RHR	644	630	W036

### How to Order - Device Only

Device Type	Function	Options (Cylinder/Mechanical/Electrical)	Finish	Door Width*
PED52	47	MELR	630	W036

\*See page 57 for more details

# PED5200 Rim Exit Device

## PED5000 Series

### Functions

#### Device Only

Function	ANSI	Description	Device Only
01	01	No outside operation (No Cylinder)	PED5201
-	-	Decorative, static push bar. Outside trim ordered separately	PED5000DB
-	-	Active dummy rail. Outside trim ordered separately.	PED5000ADB

### Functions/Trim



(Wide Stile  
900PT Trim)

#### Trim (For trim details, see page 60. For lever options, see 64-69.)

Function	ANSI	Description	With Device	Trim Only*
10	14	Passage only (no cylinder)	PED5210 x ^910PT	^910PT
40	02	No outside operation (no cylinder) dummy trim	PED5240 x ^940PT	^940PT
42+	10	Key Outside Retracts Latch; Key Inside Unlocks/Locks O/S Trim	PED5242 x ^942PT	^942PT
45+	08	Key outside unlocks/locks trim	PED5245 x ^945PT	^945PT
47+	03	Night latch-key retracts latch	PED5247 x ^947PT	^947PT
49+	09	Key unlocks trim, trim retracts latch/trim relocks when key is removed	PED5249 x ^949PT	^949PT
50	01	No outside operation (no cylinder); Freewheeling trim.	PED5250 x ^950PT	^950PT
55+	08	Key outside unlocks/locks trim. Freewheeling trim.	PED5255 x ^955PT	^955PT
57+	03	Night latch-key retracts latch. Freewheeling trim.	PED5257 x ^957PT	^957PT
59+	09	Key unlocks trim, trim retracts latch/trim relocks when key is removed. Freewheeling trim.	PED5259 x ^959PT	^959PT
67	-	Push button locks latchbolt, freewheels trim. Pushpad/key releases button and latchbolt.	PED5267 x ^967PT	^967PT
903+	-	Electrified trim - fail safe power off, unlocks lever, key retracts latch	PED52903 x ^9903PT	^9903PT
905+	-	Electrified trim - fail secure power off, locks lever, key retracts latch	PED52905 x ^9905PT	^9905PT
910	-	Electrified trim - fail safe power off, unlocks lever (no cylinder)	PED52910 x ^9910PT	^9910PT
930	-	Electrified trim - fail secure power off, locks lever (no cylinder)	PED52930 x ^9930PT	^9930PT

+ If cylinder is required, include cylinder type in order string. See page 87 for details.

\*Must specify finish

^Must specify trim



(Narrow Stile  
800PT Trim)

Function	ANSI	Description	With Device	Trim Only*
10	14	Passage only (no cylinder)	PED5210 x ^810PT	^810PT
40	02	No outside operation (no cylinder) dummy trim	PED5240 x ^840PT	^840PT
42+	10	Key Outside Retracts Latch; Key Inside Unlocks/Locks O/S Trim	PED5242 x ^842PT	^842PT
45+	08	Key outside unlocks/locks trim	PED5245 x ^845PT	^845PT
47+	03	Night latch-key retracts latch	PED5247 x ^847PT	^847PT
49+	09	Key unlocks trim, trim retracts latch/trim relocks when key is removed	PED5249 x ^849PT	^849PT
50	01	No outside operation (no cylinder); Freewheeling trim.	PED5250 x ^850PT	^850PT
55+	08	Key outside unlocks/locks trim. Freewheeling trim.	PED5255 x ^855PT	^855PT
57+	03	Night latch-key retracts latch. Freewheeling trim.	PED5257 x ^857PT	^857PT
59+	09	Key unlocks trim, trim retracts latch/trim relocks when key is removed. Freewheeling trim.	PED5259 x ^859PT	^859PT
67	-	Push button locks latchbolt, freewheels trim. Pushpad/key releases button and latchbolt.	PED5267 x ^867PT	^867PT
903+	-	Electrified trim - fail safe power off, unlocks lever, key retracts latch	PED52903 x ^8903PT	^8903PT
905+	-	Electrified trim - fail secure power off, locks lever, key retracts latch	PED52905 x ^8905PT	^8905PT
910	-	Electrified trim - fail safe power off, unlocks lever (no cylinder)	PED52910 x ^8910PT	^8910PT
930	-	Electrified trim - fail secure power off, locks lever (no cylinder)	PED52930 x ^8930PT	^8930PT

+ If cylinder is required, include cylinder type in order string. See page 87 for details.

\*Must specify finish

^Must specify trim

# PED5200 Rim Exit Device

## PED5000 Series

### Trim (For trim details see page 62)



(T33 Pull Trim)

Function	ANSI	Description	With Device	Trim Only*
10T	15	Passage only (no cylinder)	PED5210T x T3310ET	T3310ET
42T	07	Key outside retracts latch; key inside unlocks/locks trim	PED5242T x T3342ET	T3342ET
50T	02	No outside operation (no cylinder); Used as pull only	PED5250T x T3350ET	T3350ET
55T	05	Key outside unlocks/locks thumbpiece	PED5255T x T3355ET	T3355ET
57T	03	Night latch-key retracts latch	PED5257T x T3357ET	T3357ET

\*Must specify finish



(T34 Pull Trim)

Function	ANSI	Description	With Device	Trim Only*
10T	15	Passage only (no cylinder)	PED5210T x T3410ET	T3410ET
42T	07	Key outside retracts latch; key inside unlocks/locks trim	PED5242T x T3442ET	T3442ET
50T	02	No outside operation (no cylinder); Used as pull only	PED5250T x T3450ET	T3450ET
55T	05	Key outside unlocks/locks thumbpiece	PED5255T x T3455ET	T3455ET
57T	03	Night latch-key retracts latch	PED5257T x T3457ET	T3457ET

\*Must specify finish



(T35 Pull Trim)

Function	ANSI	Description	With Device	Trim Only*
10T	15	Passage only (no cylinder)	PED5210T x T3510ET	T3510ET
42T	07	Key outside retracts latch; key inside unlocks/locks thumbpiece on outside trim; Outside cylinder	PED5242T x T3542ET	T3542ET
50T	02	No outside operation (no cylinder); Used as pull only	PED5250T x T3550ET	T3550ET
55T	05	Key outside unlocks/locks thumbpiece	PED5255T x T3555ET	T3555ET
57T	03	Night latch-key retracts latch	PED5257T x T3557ET	T3557ET

\*Must specify finish



(T36 Pull Trim)

Function	ANSI	Description	With Device	Trim Only*
10T	15	Passage only (no cylinder)	PED5210T x T3610ET	T3610ET
42T	07	Key outside retracts latch; key inside unlocks/locks trim	PED5242T x T3655ET	T3655ET
50T	02	No outside operation (no cylinder); Used as pull only	PED5250T x T3650ET	T3650ET
55T	05	Key outside unlocks/locks thumbpiece	PED5255T x T3655ET	T3655ET
57T	03	Night latch-key retracts latch	PED5257T x T3657ET	T3610ET

\*Must specify finish



(T37 Pull Trim)

Function	ANSI	Description	With Device	Trim Only*
10T	15	Passage only (no cylinder)	PED5210T x T3710ET	T3710ET
42T	07	Key outside retracts latch; key inside unlocks/locks trim	PED5242T x T3742ET	T3742ET
50T	02	No outside operation (no cylinder); Used as pull only	PED5250T x T3750ET	T3750ET
55T	05	Key outside unlocks/locks thumbpiece	PED5255T x T3755ET	T3755ET
57T	03	Night latch-key retracts latch	PED5257T x T3757ET	T3757ET

\*Must specify finish

#### Notes:

- Images represent the design of the backplate. Thumbpieces and cylinders are added to select functions.
- T34xx pull trim is not available in 629 or 630.
- Thumb piece trims are not available in 618, 619, 625 or 626, except T34xx is available in 618 & 619.



# PED5200 Rim Exit Device

## PED5000 Series

### Trim (For trim details see page 62)



(P12, P13, P14 Pull)

Function	ANSI	Description	With Device	Trim Only*
50T	02	No outside operation (no cylinder)	PED5250T x P1x	P1x
57T	03	Night latch-key retracts latch	PED5257T x P1x	P1x

\*Must specify finish

#### Note:

- Pulls and thumb piece trims are not available in 618, 619, 625 or 626.

### Anti Vandal Trim (see page 63)



Anti Vandal Trim  
(VT950PT,  
VT957PT)

Function	ANSI	Description	Device	Trim
40	02	No outside operation (no cylinder); Used as pull only	PED5240*	VT950PT
57	03	Night latch-key retracts latch #34 cylinder supplied	PED5257*	VT957PT

\*Trim must be ordered separately from device

### Key Only (see page 63)



Function	ANSI	Description	With Device	Trim Only*
57	03	Night latch-key retracts latch #34 cylinder supplied	PED5257 x K157ET	K157ET

# PED5200 Rim Exit Device

## PED5000 Series

### Mechanical Options (Quick Codes)

	How to Specify	Detailed Description
Cylinder	LC	Less cylinder
Dogging	M51	Less dogging for non fire-rated devices
	M52	Cylinder lockdown (not available with A, D, M61, M114, VLR options)
End Cap	M111	Overlapping end cap
Fire-rated	A	UL fire label exit hardware (not available with M48, M52 & M114 options)
Indicators	M47	Trim Status Indicator (available on PED5242 and PED5242T functions only)
	M48	Passive dogging indicator (not available with VLR)
Latching	GL	Guarded Latch
Photoluminescence	M49	PathLite – photoluminescent push rail – (not available with M23 & M24 options)
Rail Force	5CH	5lb. Pressure Release
Security Fasteners	M04	Six lobe security head screws
Tactile Warning	M21	Tactile warning - milled outside lever (not available with Muséo Collection levers)
	M23	Tactile warning - abrasive strip on push rail & abrasive coating on outside lever (not available with M49 option)
	M24	Tactile warning - abrasive strip on push rail (not available with M49 option)
	M25	Tactile warning - abrasive coating on outside lever
Thick Doors	D200	2" doors and/or panels (specify door thickness, panel thickness & location as required)
	D214	2-1/4" doors and/or panels (specify door thickness, panel thickness & location as required)
ThruBolts	M54	Thrubolts
Windstorm	HC	Hurricane rated
	M107	Windstorm rated
Weather Resistant	WH	Weep Holes (not available with D, HC, M107, MELR, VLR, M97 & M61)

### Electrical Options (Quick Codes)

Electrical Options	How to Specify	Detailed Description
	D	Electroguard® self contained delayed egress device (not available with HC, M52, M61, M91, M92, M97, M107, MELR, VLR, WH, WM91, WM92, WM92 ERM & WM93)
	M61	Alarmed exit (not available with D, GL, HC, M52, M107, MELR, VLR, WH, WM91, WM92, WM92 ERM & WM93 options)
	M91	Latchbolt monitoring switch (not available with D, HC, M107 & 5CH options)
	WM91	Weather Resistant Latchbolt monitoring switch (not available with D, HC, M107, MELR, VLR, M97 & M61)
	M92	Request to exit - signal switch in rail (not available with D option)
	WM92	Weather Resistant Request to exit - signal switch in rail (not available with D, HC, M107, MELR, VLR, M97 & M61)
	M92 ERM	Double touchbar monitoring
	WM92 ERM	Weather Resistant Double Touchbar Monitoring (not available with D, HC, M107, MELR, VLR, M97 & M61)
	M93	Monitors PT lever movement with Internal micro switch in PT control
	WM93	Weather Resistant Monitors PT lever movement with Internal micro switch in PT control (not available with D, HC, M107, MELR, VLR, M97 & M61)
	M97	Electric rail dogging (not available with D, MELR, VLR, WH, WM91, WM92, WM92 ERM & WM93 options)
	M114	Electrified exit device with manual hex key dogging (also available with MELR & M97 options)
	MELR	Motorized Electric latch retraction (not available with D, M61, M97, WH, WM91, WM92, WM92 ERM & WM93 options)
	VLR	Latch Retraction Override (not available M97, D, M61, WM91, WM93 & WM92)
	WR	Wire harness included when electrified trim is ordered separately (supplied standard with D option)

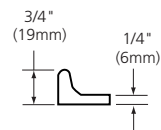
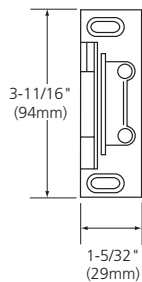
# PED5200 Rim Exit Device

## PED5000 Series

### Standard Strikes

#### 649 Strike

- Standard
- Surface applied
- Black nylon coated
- Required backset - 1-1/2 "
- See template [#MEDT38](#) (single door applications) for more details
- See template [#MEDT39](#) (double door/mullion applications) for more details




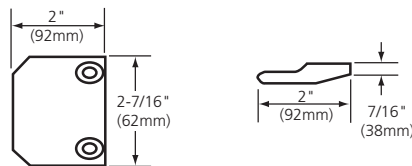
# PED5200 Rim Exit Device

## PED5000 Series

### Optional Strikes

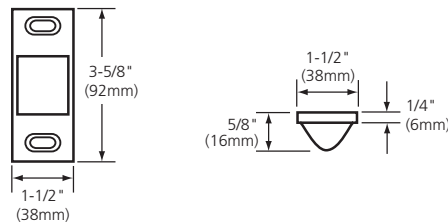
#### 644 Strike

- Surface applied
- For use on pairs of doors without mullion
- Ductile Iron
- Black nylon coated
- See template #MEDT72 for more details



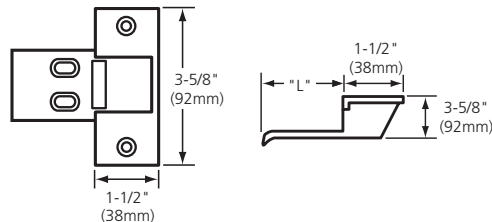
#### 613 Strike

- Half mortised
- Black nylon coated
- See template #MEDT73 for more details



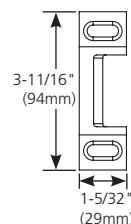
#### 642 Strike

- Mortised
- Dimension "L" equals door thickness plus 1/2" (13mm)
- Black nylon coated
- See template #MEDT71 for more details



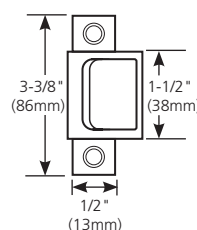
#### 656 Strike

- Surface applied
- Required backset:
  - 2" - Aluminum mullions
  - 2-3/8" - Steel mullions
- Black nylon coated
- See template #MEDT74 for more details



#### 657 Strike

- Surface applied or mortised
- For use on frames with blade stop or integral stop
- Black nylon coated
- See template #MEDT37 for more details



# PED5400 Surface Vertical Rod

## PED5000 Series



### Specifications

Chassis Cover	Stainless steel, brass or bronze
Chassis	Nonferrous alloy
Door Type	Metal and wood doors
Door Configuration	Single or double doors
Door/Opening Height	Must be specified <ul style="list-style-type: none"> <li>• 120" maximum door opening (H1000)</li> <li>• 96" maximum door opening for fire rated doors</li> </ul>
Door Thickness	<ul style="list-style-type: none"> <li>• 1-3/4" minimum thickness, supplied standard</li> <li>• For 2" doors specify D200, for 2-1/4" doors specify D214 (for thicker doors specifications see page 86)</li> </ul>
Door Width	<ul style="list-style-type: none"> <li>• Standard rail sizes- W032, W036, W042, W048</li> <li>• Custom sizes available, see page 59</li> </ul>
Stile	<ul style="list-style-type: none"> <li>• 4-1/2" minimum - narrow &amp; wide trim</li> <li>• 3-1/2" minimum - without trim</li> </ul>
Rails	Stainless steel, brass or bronze
Projection	3.10"
End Cap	<ul style="list-style-type: none"> <li>• Flush end cap standard</li> <li>• Overlapping end cap optional - Specify M111</li> </ul>
Latching	<ul style="list-style-type: none"> <li>• Panic rated devices - pullman latch</li> <li>• Fire rated devices: Top latch - pullman, Bottom latch - dropdown</li> <li>• Available as Top latch only (M55) - see page 22</li> </ul>
Rods	<ul style="list-style-type: none"> <li>• 1/2" (13mm) brass, bronze or stainless steel</li> <li>• Adjusted at center case</li> </ul>
Device Centerline	<ul style="list-style-type: none"> <li>• 39-5/8" (1006mm) for standard applications</li> <li>• 38" (965mm) for elementary schools (AFF038) (AFF)</li> <li>• See page 58 for more details</li> </ul>
Dogging Feature	<ul style="list-style-type: none"> <li>• Hex key dogging standard on non fire-rated devices (excludes electrified exit devices)</li> <li>• Specify M51 for less dogging</li> <li>• Specify M52 for cylinder dogging (Mortise cylinder required, must be ordered separately.)</li> </ul>
Indicator	Specify M48 for passive dogging indicator
Strikes	<ul style="list-style-type: none"> <li>• 646 Top Strike (Panic and Fire-rated)</li> <li>• 624 Bottom Strike; 655 Fire-rated Bottom Strike</li> </ul>
Mounting Fasteners	<ul style="list-style-type: none"> <li>• Wood and machine screws provided</li> <li>• Available with thru-bolts (M54)</li> </ul>
Fire Ratings	See ratings and certifications table on page 6

### How to Order

Device Type	Function	Options (Cylinder/Mechanical/Electrical)	Trim	Finish - Outside	Hand	Optional Strikes	Finish - Inside	Door Width*
PED54	49	MELR	A9M49PT	626	RHR	655	630	W036

### How to Order - Device Only

Device Type	Function	Options (Cylinder/Mechanical/Electrical)	Finish	Door Width*
PED54	49	MELR	630	W036

\*See page 57 for details

# PED5400 Surface Vertical Rod

## PED5000 Series

### Functions

#### Device Only

Function	ANSI	Description	Device Only
01	01	No outside operation (No Cylinder)	PED5401

### Functions/Trim



(Wide Stile  
900PT Trim)

#### Trim (For trim details, see page 60. For lever options, see 64-69.)

Function	ANSI	Description	With Device	Trim Only*
10	14	Passage only (no cylinder)	PED5450T x ^9M10PT	^9M10PT
40*	02	No outside operation (no cylinder) dummy trim	PED5440 x ^9M40PT	^9M40PT
45*	08	Key outside unlocks/locks trim	PED5445 x ^9M45PT	^9M45PT
49*	09	Key unlocks trim, trim retracts latch/trim relocks when key is removed	PED5449 x ^9M49PT	^9M49PT
50	01	No outside operation (no cylinder); Freewheeling trim.	PED5450 x ^9M50PT	^9M50PT
55*	08	Key outside unlocks/locks trim. Freewheeling trim.	PED5455 x ^9M55PT	^9M55PT
59*	09	Key unlocks trim, trim retracts latch/trim relocks when key is removed. Freewheeling trim.	PED5459 x ^9M59PT	^9M59PT
910	-	Electrified trim - fail safe power off, unlocks lever (no cylinder)	PED54910 x ^9M910PT	^9M910PT
930	-	Electrified trim - fail secure power off, locks lever (no cylinder)	PED54930 x ^9M930PT	^9M930PT

+ If cylinder is required, include cylinder type in order string. See page 87 for details.

\*Must specify finish  
^Must specify trim



(Narrow Stile  
800PT Trim)

Function	ANSI	Description	With Device	Trim Only*
10	14	Passage only (no cylinder)	PED5410 x ^8M10PT	^8M10PT
40*	02	No outside operation (no cylinder) dummy trim	PED5450 x ^8M40PT	^8M40PT
45*	08	Key outside unlocks/locks trim	PED5445 x ^8M45PT	^8M45PT
49*	09	Key unlocks trim, trim retracts latch/trim relocks when key is removed	PED5449 x ^8M49PT	^8M49PT
50	01	No outside operation (no cylinder); Freewheeling trim.	PED5450 x ^8M50PT	^8M50PT
55*	08	Key outside unlocks/locks trim. Freewheeling trim.	PED5455 x ^8M55PT	^8M55PT
59*	09	Key unlocks trim, trim retracts latch/trim relocks when key is removed. Freewheeling trim.	PED5459 x ^8M59PT	^8M59PT
910	-	Electrified trim - fail safe power off, unlocks lever (no cylinder)	PED54910 x ^8M910PT	^8M910PT
930	-	Electrified trim - fail secure power off, locks lever (no cylinder)	PED54930 x ^8M930PT	^8M930PT

+ If cylinder is required, include cylinder type in order string. See page 87 for details.

\*Must specify finish  
^Must specify trim

# PED5400 Surface Vertical Rod

## PED5000 Series

Trim (For trim details see pages 61-62)



(Auxiliary Control)



(Inside Rod Actuator)

Function	ANSI	Description	With Device	Trim Only*
55	11	Key outside unlocks/locks trim	PED5450T x PED355	PED355
59	12	Key unlocks trim, trim retracts latch/trim relocks when key is removed	PED5450T x PED359	PED359
910*	—	Electrified ET trim - fail safe power off, unlocks lever (no cylinder)	PED54910 x PED359*	PED359*
930*	—	Electrified ET trim - fail secure power off, locks lever (no cylinder)	PED54930 x PED359*	PED359*

\*Also available with PED355

\*See auxiliary lock control section for more details

\*Must specify finish



(P12, P13, P14 Pull)

Function	ANSI	Description	With Device	Trim Only*
50T	02	No outside operation (no cylinder)	PED5450T x P1x	P1x

Pulls are not available in 618, 619, 625 or 626

\*Must specify finish

Anti Vandal Trim (see page 62)



Anti Vandal Trim  
(VT950PT)

Function	ANSI	Description	Device	Trim*
40	02	No outside operation (no cylinder); Used as pull only	PED5440	VT950PT

\*Trim must be ordered separately from device



# PED5400 Surface Vertical Rod

## PED5000 Series

### Trim (For trim details see page 62)



(T33 Pull Trim)

Function	ANSI	Description	With Device	Trim Only*
10T	15	Passage only (no cylinder)	PED5410T x T3310ET	T3310ET
50T	02	No outside operation (no cylinder); Used as pull only	PED5450T x T3350ET	T3350ET
55T	05	Key outside unlocks/locks thumbpiece	PED5455T x T3355ET	T3355ET
59T	03	Key outside locks/unlocks thumbpiece. Thumbpiece relocks when key is removed.	PED5459T x T3355ET	T3355ET

\*Must specify finish



(T34 Pull Trim)

Function	ANSI	Description	With Device	Trim Only*
10T	15	Passage only (no cylinder)	PED5410T x T3410ET	T3410ET
50T	02	No outside operation (no cylinder); Used as pull only.	PED5450T x T3450ET	T3450ET
55T	05	Key outside unlocks/locks thumbpiece	PED5455T x T3455ET	T3455ET
59T	03	Key outside locks/unlocks thumbpiece. Thumbpiece relocks when key is removed.	PED5459T x T3455ET	T3455ET

\*Must specify finish



(T35 Pull Trim)

Function	ANSI	Description	With Device	Trim Only*
10T	15	Passage only (no cylinder)	PED5410T x T3510ET	T3510ET
50T	02	No outside operation (no cylinder); Used as pull only	PED5450T x T3550ET	T3550ET
55T	05	Key outside unlocks/locks thumbpiece	PED5455T x T3555ET	T3555ET
59T	03	Key outside locks/unlocks thumbpiece. Thumbpiece relocks when key is removed.	PED5459T x T3555ET	T3555ET

\*Must specify finish



(T36 Pull Trim)

Function	ANSI	Description	With Device	Trim Only*
10T	15	Passage only (no cylinder)	PED5410T x T3610ET	T3610ET
50T	02	No outside operation (no cylinder); Used as pull only	PED5450T x T3650ET	T3650ET
55T	05	Key outside unlocks/locks thumbpiece	PED5455Tx T3655ET	T3655ET
59T	03	Key outside locks/unlocks thumbpiece. Thumbpiece relocks when key is removed.	PED5459T x T3655ET	T3655ET

\*Must specify finish



(T37 Pull Trim)

Function	ANSI	Description	With Device	Trim Only*
10T	15	Passage only (no cylinder)	PED5410T x T3710ET	T3710ET
50T	02	No outside operation (no cylinder); Used as pull only.	PED5450T x T3750ET	T3750ET
55T	05	Key outside unlocks/locks thumbpiece	PED5455T x T3755ET	T3755ET
59T	03	Key outside locks/unlocks thumbpiece. Thumbpiece relocks when key is removed.	PED5459T x T3755ET	T3755ET

\*Must specify finish

#### Notes:

- Images represent the design of the backplate. Thumbpieces and cylinders are added to select functions.
- T37 trim is not available in 629 or 630.
- Thumbpiece trims are not available in 618, 619, 625 or 626, except T37 is available in 618 & 619.

# PED5400 Surface Vertical Rod

## PED5000 Series

### Mechanical Options (Quick Codes)

	How to Specify	Detailed Description
Cylinder	LC	Less cylinder
Dogging	M51	Less dogging for non fire-rated devices
	M52	Cylinder lockdown (not available with A, D, M61, M114, VLR options)
End Cap	M111	Overlap end cap
Fire-rated	A	UL fire label exit hardware (not available with M48, M52 & M114 options)
Indicator	M48	Passive dogging indicator (not available with VLR)
Latchbolts	M03	Brass dropdown bottom latchbolt (non-fire rated)
Latching	GL	Guarded Latch
Photoluminescence	M49	PathLite – photoluminescent push rail – (not available with M23 & M24 options)
Rail Force	5CH	5lb. Pressure Release
Security Fasteners	M04	Six lobe security head screws
Tactile Warning	M21	Tactile warning - milled outside lever (not available with Muséo Collection levers)
	M23	Tactile warning - abrasive strip on push rail & abrasive coating on outside lever (not available with M49 option)
	M24	Tactile warning - abrasive strip on push rail (not available with M49 option)
	M25	Tactile warning - abrasive coating on outside lever
Thick Doors	D200	2" doors and/or panels (specify door thickness, panel thickness & location as required)
	D214	Doors over 1-3/4" and/or panels (specify door thickness, panel thickness & location as required) not available for PED5400 HC, PED5400 HC4, PED5400 FE
ThruBolts	M54	Thrubolts

### Electrical Options (Quick Codes)

	How to Specify	Detailed Description
Electrical Options	D	Electroguard® self contained delayed egress device (not available with HC, M52, M61, M91, M92, M97, M107, MELR, VLR)
	M61	Alarmed exit (not available with D, GL, HC, M52, M107, MELR, VLR options)
	M91	Latchbolt monitoring switch (not available with D, HC, M107 options)
	M92	Request to exit - signal switch in rail (not available with D option)
	M92 ERM	Double touchbar monitoring
	M93	Monitors PT lever movement with Internal micro switch in PT control
	M97	Electric rail dogging (not available with D, MELR, VLR options)
	M114	Electrified exit device with manual hex key dogging (also available with MELR & M97 options)
	MELR	Motorized Electric latch retraction (not available with D, M61 & M97 options)
	VLR	Latch Retraction Override (not available M97, D, M61, WM91, WM93 & WM92)
	WR	Wire harness included when electrified trim is ordered separately (supplied standard with D option)

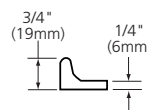
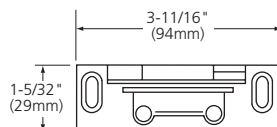
# PED5400 Surface Vertical Rod

## PED5000 Series

### Standard Strikes


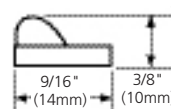
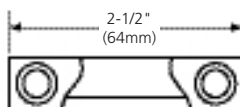
#### 646 Top Strike

- Standard for both Panic and Fire (12-) Hardware
- Surface applied to frame
- Fire-rated
- Black nylon coated
- See template [#MEDT25](#) for more details



#### 624 Bottom Strike


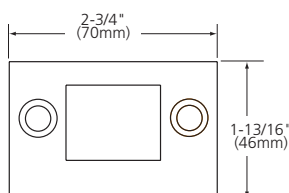
- Applied to surface of floor or to a flat threshold
- Black nylon coated
- See template [#MEDT25](#) for more details



### Optional Strikes


#### 655 Bottom Strike

- Fire rated
- Stainless steel
- Black nylon coated
- See template [#MEDT25](#) for more details



# PED5400 M55 Surface Vertical Rod

## PED5000 Series



### Specifications

Chassis Cover	Stainless steel, brass or bronze
Chassis	Nonferrous alloy
Door Type	Metal and wood doors
Door Configuration	Single or double doors
Door/Opening Height	Must be specified <ul style="list-style-type: none"> <li>120" maximum door opening</li> </ul>
Door Thickness	<ul style="list-style-type: none"> <li>1-3/4" (44mm) minimum thickness, supplied standard</li> <li>For 2" doors specify D200, for 2-14" doors specify D214</li> </ul>
Door Width	<ul style="list-style-type: none"> <li>Standard rail sizes - W032, W036, W042, W048</li> <li>Custom sizes available, see page 57</li> </ul>
Stile	<ul style="list-style-type: none"> <li>4-1/2" (114mm) minimum - narrow &amp; wide trim</li> <li>3-1/2" (44mm) minimum - without trim</li> </ul>
Rails	Stainless steel, brass or bronze
Projection	3.10"
Latching	Top latch only (M55): pullman
End Cap	<ul style="list-style-type: none"> <li>Flush end cap standard</li> <li>Overlapping end cap optional - Specify M111</li> </ul>
Rods	<ul style="list-style-type: none"> <li>Less Bottom Rod (M55)</li> <li>1/2" (13mm) brass, bronze or stainless steel</li> <li>Adjusted at center case</li> </ul>
Device Centerline	<ul style="list-style-type: none"> <li>39-5/8" (1006mm) for standard applications</li> <li>38" (965mm) for elementary schools (AFF038) (AFF)</li> <li>See page 58 for more details</li> </ul>
Dogging Feature	<ul style="list-style-type: none"> <li>Hex key dogging standard on non fire-rated devices</li> <li>Specify M51 for less dogging</li> <li>Specify M52 for cylinder dogging (Mortise cylinder required, must be ordered separately.)</li> </ul>
Indicator	Specify M48 for passive dogging indicator
Strikes	646 Top Strike (Panic and Fire-Rated)
Mounting Fasteners	<ul style="list-style-type: none"> <li>Wood and machine screws provided</li> <li>Available with thrubolts (M54)</li> </ul>
Fire Ratings	<ul style="list-style-type: none"> <li>See ratings and certifications table on page 6</li> <li>A M55 applications require thermal pin. Thermal pin supplied when ordered as a A M55 device.</li> </ul>

### How to Order

Device Type	Function	Options (Cylinder/Mechanical/Electrical)	Trim	Finish - Outside	Hand	Finish - Inside	Door Width*	Opening Height	AFF
PED54	49	M55	A9M49PT	619	RHR	630	W036	Specify	Specify

### How to Order - Device Only

Device Type	Function	Options (Cylinder/Mechanical/Electrical)	Finish	Door Width*
PED54	49	M55	630	W036

\*See page 57 for details

# PED5400 M55 Surface Vertical Rod

## PED5000 Series

### Functions

#### Device Only

Function	ANSI	Description	Device Only
01	01	No outside operation (No Cylinder)	PED5401

### Functions/Trim

#### Trim (For trim details, see page 60. For lever options, see 64-69.)



(Wide Stile  
900PT Trim)

Function	ANSI	Description	With Device	Trim Only*
10	14	Passage only (no cylinder)	PED5410 M55 x ^9M10PT	^9M10PT
40+	02	No outside operation (no cylinder) dummy trim	PED5450 M55 x ^9M40PT	^9M40PT
45+	08	Key outside unlocks/locks trim	PED5445 M55 x ^9M45PT	^9M45PT
49+	09	Key unlocks trim, trim retracts latch/trim relocks when key is removed	PED5449 M55 x ^9M49PT	^9M49PT
50	01	No outside operation (no cylinder); Freewheeling trim.	PED5450 M55 x ^9M50PT	^9M50PT
55+	08	Key outside unlocks/locks trim. Freewheeling trim.	PED5455 M55 x ^9M55PT	^9M55PT
59+	09	Key unlocks trim, trim retracts latch/trim relocks when key is removed. Freewheeling trim.	PED5459 M55 x ^9M59PT	^9M59PT
910	-	Electrified trim - fail safe power off, unlocks lever (no cylinder)	PED54910 M55 x ^9M910PT	^9M910PT
930	-	Electrified trim - fail secure power off, locks lever (no cylinder)	PED54930 M55 x ^9M930PT	^9M930PT

+ If cylinder is required, include cylinder type in order string. See page 87 for details.

\*Must specify finish  
^Must specify trim



(Narrow Stile  
800PT Trim)

Function	ANSI	Description	With Device	Trim Only*
10	14	Passage only (no cylinder)	PED5410 M55 x ^8M10PT	^8M10PT
40+	02	No outside operation (no cylinder) dummy trim	PED5450 M55 x ^8M40PT	^8M40PT
45+	08	Key outside unlocks/locks trim	PED5445 M55 x ^8M45PT	^8M45PT
49+	09	Key unlocks trim, trim retracts latch/trim relocks when key is removed	PED5449 M55 x ^8M49PT	^8M49PT
50	01	No outside operation (no cylinder); Freewheeling trim.	PED5450 M55 x ^8M50PT	^8M50PT
55+	08	Key outside unlocks/locks trim. Freewheeling trim.	PED5455 M55 x ^8M55PT	^8M55PT
59+	09	Key unlocks trim, trim retracts latch/trim relocks when key is removed. Freewheeling trim.	PED5459 M55 x ^8M59PT	^8M59PT
910	-	Electrified trim - fail safe power off, unlocks lever (no cylinder)	PED54910 M55 x ^8M910PT	^8M910PT
930	-	Electrified trim - fail secure power off, locks lever (no cylinder)	PED54930 M55 x ^8M930PT	^8M930PT

+ If cylinder is required, include cylinder type in order string. See page 87 for details.

\*Must specify finish  
^Must specify trim

# PED5400 M55 Surface Vertical Rod

## PED5000 Series

### Trim (For trim details see pages 61-62)



(Auxiliary Control)

Function	ANSI	Description	With Device	Trim Only*
55	11	Key outside unlocks/locks trim	PED5450T M55 x PED355	PED355
59	12	Key unlocks trim, trim retracts latch/trim relocks when key is removed	PED5450T M55 x PED359	PED359
910*	–	Electrified ET trim - fail safe power off, unlocks lever (no cylinder)	PED54910 M55 x PED359*	PED359*
930*	–	Electrified ET trim - fail secure power off, locks lever (no cylinder)	PED54930 M55 x PED359*	PED359*

\*Also available with PED355

\*See auxiliary lock control section for more details

\*Must specify finish



(Inside Rod Actuator)



(P12, P13, P14 Pull)

Function	ANSI	Description	With Device	Trim Only*
50T	02	No outside operation (no cylinder)	PED5450T M55 x P1x	P1x

Pulls are not available in 618, 619, 625 or 626

\*Must specify finish

### Anti Vandal Trim (see page 62)



Anti Vandal Trim  
(VT950PT)

Function	ANSI	Description	Device	Trim*
10	02	No outside operation (no cylinder); Used as pull only	PED5440	VT950PT

\*Trim must be ordered separately from device

# PED5400 M55 Surface Vertical Rod

## PED5000 Series

### Trim (For trim details see page 62)



(T33 Pull Trim)

Function	ANSI	Description	With Device	Trim Only*
10T	15	Passage only (no cylinder)	PED5410T x T3310ET	T3310ET
50T	02	No outside operation (no cylinder); Used as pull only	PED5450T x T3350ET	T3350ET
55T	05	Key outside unlocks/locks thumbpiece	PED5455T x T3355ET	T3355ET
59T	03	Key outside locks/unlocks thumbpiece. Thumbpiece relocks when key is removed.	PED5459T x T3355ET	T3355ET

\*Must specify finish



(T34 Pull Trim)

Function	ANSI	Description	With Device	Trim Only*
10T	15	Passage only (no cylinder)	PED5410T x T3410ET	T3410ET
50T	02	No outside operation (no cylinder); Used as pull only	PED5450T x T3450ET	T3450ET
55T	05	Key outside unlocks/locks thumbpiece	PED5455T x T3455ET	T3455ET
59T	03	Key outside locks/unlocks thumbpiece. Thumbpiece relocks when key is removed.	PED5459T x T3455ET	T3455ET

\*Must specify finish



(T35 Pull Trim)

Function	ANSI	Description	With Device	Trim Only*
10T	15	Passage only (no cylinder)	PED5410T x T3510	T3510
50T	02	No outside operation (no cylinder); Used as pull only	PED5450T x T3550	T3550
55T	05	Key outside unlocks/locks thumbpiece	PED5455T x T3555	T3555
59T	03	Key outside locks/unlocks thumbpiece. Thumbpiece relocks when key is removed.	PED5459T x T3555	T3555

\*Must specify finish



(T36 Pull Trim)

Function	ANSI	Description	With Device	Trim Only*
10T	15	Passage only (no cylinder)	PED5410T x T3610ET	T3610ET
50T	02	No outside operation (no cylinder); Used as pull only	PED5450T x T3650ET	T3650ET
55T	05	Key outside unlocks/locks thumbpiece	PED5455T x T3655ET	T3655ET
59T	03	Key outside locks/unlocks thumbpiece. Thumbpiece relocks when key is removed.	PED5459T x T3655ET	T3655ET

\*Must specify finish



(T37 Pull Trim)

Function	ANSI	Description	With Device	Trim Only*
10T	15	Passage only (no cylinder)	PED5410T x T3710ET	T3710ET
50T	02	No outside operation (no cylinder); Used as pull only	PED5450T x T3750ET	T3750ET
55T	05	Key outside unlocks/locks thumbpiece	PED5455T x T3755ET	T3755ET
59T	03	Key outside locks/unlocks thumbpiece. Thumbpiece relocks when key is removed.	PED5459T x T3755ET	T3755ET

\*Must specify finish



# PED5400 M55 Surface Vertical Rod

## PED5000 Series

### Mechanical Options (Quick Codes)

	How to Specify	Detailed Description
Cylinder	LC	Less cylinder
Dogging	M51	Less dogging for non fire-rated devices
	M52	Cylinder lockdown (not available with A, D, M61, M114, VLR options)
End Cap	M111	Overlap end cap
Fire-rated	A	UL fire label exit hardware (not available with M52, M48 & M114 options)
Indicator	M48	Passive dogging indicator (not available with VLR)
Latching	GL	Guarded Latch
Photoluminescence	M49	PathLite – photoluminescent push rail – (not available with M23 & M24 options)
Rail Force	5CH	5lb. Pressure Release
Security Fasteners	M04	Six lobe security head screws
Tactile Warning	M21	Tactile warning - milled outside lever (not available with Muséo Collection levers)
	M23	Tactile warning - abrasive strip on push rail & abrasive coating on outside lever (not available with M49 option)
	M24	Tactile warning - abrasive strip on push rail (not available with M49 option)
	M25	Tactile warning - abrasive coating on outside lever
Thick Doors	D200	2" doors and/or panels (specify door thickness, panel thickness & location as required)
	D214	2-1/4" doors and/or panels (specify door thickness, panel thickness & location as required)
ThruBolts	M54	Thrubolts

### Electrical Options (Quick Codes)

	How to Specify	Detailed Description
Electrical Options	D	Electroguard® self contained delayed egress device (not available with HC, M52, M61, M91, M92, M97, M107, MELR, VLR)
	M61	Alarmed exit (not available with D, GL, HC, M52, M107, MELR, VLR options)
	M91	Latchbolt monitoring switch (not available with D, HC, M107 options)
	M92	Request to exit - signal switch in rail (not available with D option)
	M92 ERM	Double touchbar monitoring
	M93	Monitors PT lever movement with Internal micro switch in PT control
	M97	Electric rail dogging (not available with D, MELR, VLR options)
	M114	Electrified exit device with manual hex key dogging (also available with MELR & M97 options)
	MELR	Motorized Electric latch retraction (not available with D, M61 & M97 options)
	VLR	Latch Retraction Override (not available M97, D, M61, WM91, WM93 & WM92)
	WR	Wire harness included when electrified trim is ordered separately (supplied standard with D option)

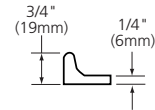
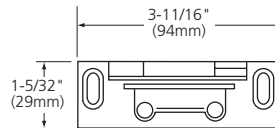
# PED5400 M55 Surface Vertical Rod

## PED5000 Series

### Standard Strikes

#### 646 Top Strike

- Standard for both Panic and Fire (A) Hardware
- Surface applied to frame
- Fire-rated
- Black nylon coated
- See template [#MEDT25](#) for more details



# PED5400 FE Surface Vertical Rod

## PED5000 Series



### Specifications

Chassis Cover	Stainless steel, brass or bronze
Chassis	Nonferrous alloy
Door Type	Ceco Door and CURRIES StormPro® Series Door Assemblies
Door Configuration	Single or double doors
Door/Opening Height	Must be specified <ul style="list-style-type: none"> <li>96" maximum door opening</li> </ul>
Door Thickness	1-3/4" only
Door Width	<ul style="list-style-type: none"> <li>Standard rail sizes - W036, W042, W048</li> <li>Custom sizes available, see page 57</li> </ul>
Stile	<ul style="list-style-type: none"> <li>4-1/2" minimum - narrow &amp; wide trim</li> <li>3-1/2" minimum - without trim</li> </ul>
Rails	Stainless steel, brass or bronze
Projection	3.10"
Latching	Top latch: dropdown bolt Bottom latch: dropdown
End Cap	<ul style="list-style-type: none"> <li>Flush end cap standard</li> <li>Overlapping end cap optional - Specify M111</li> </ul>
Rods	<ul style="list-style-type: none"> <li>1/2" brass, bronze or stainless steel</li> <li>Adjusted at center case</li> </ul>
Device Centerline	<ul style="list-style-type: none"> <li>39-5/8" standard applications</li> <li>See page 58 for more details</li> </ul>
Dogging Feature	<ul style="list-style-type: none"> <li>Hex key dogging standard on non fire-rated mechanical devices</li> <li>Specify M51 for less dogging</li> </ul>
Indicator	Specify M48 for passive dogging indicator
Strikes	<ul style="list-style-type: none"> <li>659 Top Strike</li> <li>653 Bottom Strike</li> <li>Optional Strike: 655 Fire-Rated Bottom Strike</li> </ul>
Mounting Fasteners	<ul style="list-style-type: none"> <li>Machine screws provided</li> <li>Available with thru-bolts (M54)</li> </ul>
Frames	Ceco Door and CURRIES StormPro® Series Door Assemblies
Hinges	<ul style="list-style-type: none"> <li>McKinney SP3386/SP3786 StormPro® Tornado Resistant Butt Hinges</li> <li>McKinney MCK-HG305 Continuous Hinges</li> <li>Markar HG305 Continuous Hinges</li> </ul>
Shim Kit	Specify M111 for use with overlapping end caps
Fire Ratings	See ratings and certifications table on page 6
Windstorm Ratings	Tornado Rated (FE) see ratings and certifications table on page 7

### How to Order

Device Type	Function	Options (Cylinder/Mechanical/Electrical)	Trim	Finish - Outside	Hand	Finish - Inside	Door Width*	Opening Height	AFF
PED54	49	FE	A9M49PT	619	RHR	630	W036	Specify	Specify

### How to Order - Device Only

Device Type	Function	Options (Cylinder/Mechanical/Electrical)	Finish	Door Width*
PED54	49	FE	630	W036

\*See page 57 for details

# PED5400 FE Surface Vertical Rod

## PED5000 Series

### Functions

#### Device Only

Function	ANSI	Description	Device Only
01	01	No outside operation (No Cylinder)	PED5401 FE

### Functions/Trim

#### Trim (For trim details, see page 60. For lever options, see 64-69.)



(Wide Stile  
900PT Trim)

Function	ANSI	Description	With Device	Trim Only*
40+	02	No outside operation (no cylinder) dummy trim	PED5450 FE x ^9M40PT	^9M40PT
49+	09	Key unlocks trim, trim retracts latch/trim relocks when key is removed	PED5449 FE x ^9M49PT	^9M49PT
50	01	No outside operation (no cylinder); Freewheeling trim.	PED5450 FE x ^9M50PT	^9M50PT
55+	08	Key outside unlocks/locks trim. Freewheeling trim.	PED5455 FE x ^9M55PT	^9M55PT
59+	09	Key unlocks trim, trim retracts latch/trim relocks when key is removed. Freewheeling trim.	PED5459 FE x ^9M59PT	^9M59PT
930	-	Electrified trim - fail secure power off, locks lever (no cylinder)	PED54930 FE x ^9M930PT	^9M930PT

+ If cylinder is required, include cylinder type in order string. See page 87 for details.

\*Must specify finish  
^Must specify trim



(Narrow Stile  
800PT Trim)

Function	ANSI	Description	With Device	Trim Only*
40+	02	No outside operation (no cylinder) dummy trim	PED5450 FE x ^8M40PT	^8M40PT
49+	09	Key unlocks trim, trim retracts latch/trim relocks when key is removed	PED5449 FE x ^8M49PT	^8M49PT
50	01	No outside operation (no cylinder); Freewheeling trim.	PED5450 FE x ^8M50PT	^8M50PT
55+	08	Key outside unlocks/locks trim. Freewheeling trim.	PED5455 FE x ^8M55PT	^8M55PT
59+	09	Key unlocks trim, trim retracts latch/trim relocks when key is removed. Freewheeling trim.	PED5459 FE x ^8M59PT	^8M59PT
930	-	Electrified trim - fail secure power off, locks lever (no cylinder)	PED54930 FE x ^8M930PT	^8M930PT

+ If cylinder is required, include cylinder type in order string. See page 87 for details.

\*Must specify finish  
^Must specify trim

# PED5400 FE Stile Surface Vertical Rod

## PED5000 Series

### Trim (For trim details see page 61-62)



(Auxiliary Control)



(Inside Rod Actuator)

Function	ANSI	Description	With Device	Trim Only*
59	12	Key unlocks trim, trim retracts latch/trim relocks when key is removed	PED5450T FE x PED359	PED359
930*	–	Electrified ET trim - fail secure power off, locks lever (no cylinder)	PED54930 FE x PED359*	PED359*

\*Also available with PED355

\*See auxiliary lock control section for more details

\*Must specify finish



(P12, P13, P14 Pull)

Function	ANSI	Description	With Device	Trim Only*
50T	02	No outside operation (no cylinder)	PED5450T FE x P1x	P1x

Pulls are not available in 618, 619, 625 or 626

\*Must specify finish

# PED5400 FE Stile Surface Vertical Rod

## PED5000 Series

### Mechanical Options (Quick Codes)

	How to Specify	Detailed Description
Cylinder	LC	Less cylinder
Dogging	M51	Less dogging for non fire-rated devices
End Cap	M111	Overlap end cap
Fire-rated	A	UL fire label exit hardware (not available with M52, M48 & M114 options)
Indicator	M48	Passive dogging indicator
Photoluminescence	M49	PathLite – photoluminescent push rail – (not available with M23 & M24 options)
Security Fasteners	M04	Six lobe security head screws
Tactile Warning	M21	Tactile warning - milled outside lever (not available with Muséo Collection levers)
	M23	Tactile warning - abrasive strip on push rail & abrasive coating on outside lever (not available with M49 option)
	M24	Tactile warning - abrasive strip on push rail (not available with M49 option)
	M25	Tactile warning - abrasive coating on outside lever

### Electrical Options (Quick Codes)

	How to Specify	Detailed Description
Electrical Options	M91	Latchbolt monitoring switch
	M92	Request to exit - signal switch in rail
	M92 ERM	Double touchbar monitoring
	M93	Monitors PT lever movement with Internal micro switch in PT control
	M114	Electrified exit device with manual hex key dogging (available with MELR options)
	MELR	Motorized Electric latch retraction
	WR	Wire harness included when electrified trim is ordered separately

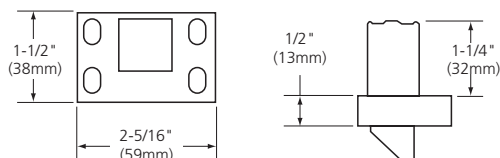
# PED5400 FE Surface Vertical Rod

## PED5000 Series

### Standard Strikes


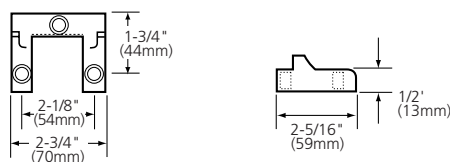
#### 659 Top Strike

- Supplied standard
- Latch drops down from door frame
- Latchbolt nylon coated
- Stainless steel
- See template [#MEDT26](#) for more details



#### 653 Bottom Strike


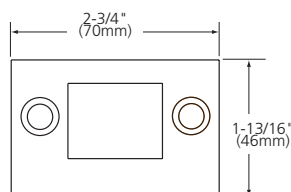
- Supplied standard
- Panic and Fire-Rated
- Black nylon coated
- See template [#MEDT26](#) for more details



### Optional Strikes

#### 655 Bottom Strike

- Fire rated
- Stainless steel
- Black nylon coated
- See template [#MEDT25](#) for more details





# PED5400 HC Surface Vertical Rod

## PED5000 Series



### Specifications

Chassis Cover	Stainless steel, brass or bronze
Chassis	Nonferrous alloy
Door Type	Curries 16 gauge 747 flush, S edge
Door Configuration	Single or double doors
Door/Opening Height	Must be specified <ul style="list-style-type: none"> <li>96" maximum door opening</li> </ul>
Door Thickness	1-3/4" only
Door Width	<ul style="list-style-type: none"> <li>Standard rail sizes - W032, W036, W042, W048</li> <li>Custom sizes available, see page 57</li> </ul>
Stile	<ul style="list-style-type: none"> <li>4-1/2" (114mm) minimum - narrow &amp; wide trim</li> <li>3-1/2" (44mm) minimum - without trim</li> </ul>
Rails	Stainless steel, brass or bronze
Projection	3.10"
Latching	Top latch - dropdown bolt; Bottom latch - dropdown
End Cap	<ul style="list-style-type: none"> <li>Flush end cap standard</li> <li>Overlapping end cap optional - Specify M111</li> </ul>
Rods	<ul style="list-style-type: none"> <li>1/2" brass, bronze or stainless steel</li> <li>Adjusted at center case</li> </ul>
Device Centerline	<ul style="list-style-type: none"> <li>39-5/8" standard applications (AFF)</li> <li>See page 58 for more details</li> </ul>
Dogging Feature	<ul style="list-style-type: none"> <li>Hex key dogging standard on non fire-rated mechanical devices</li> <li>Specify M51 for less dogging</li> <li>Specify M52 for cylinder dogging (Mortise cylinder required, must be ordered separately.)</li> </ul>
Indicator	Specify M48 for passive dogging indicator
Strikes	<ul style="list-style-type: none"> <li>654 Top Strike</li> <li>655 Bottom Strike</li> </ul>
Mounting Fasteners	<ul style="list-style-type: none"> <li>Machine screws provided</li> <li>Available with thru-bolts (M54)</li> </ul>
Frames	CURRIES 16 gauge KD, Pipe spacer anchors only, 12 gauge full sleeve reinforcing and existing opening anchor in head of frame
Hinges	McKinney TA2714 or T2714
Fire Ratings	See ratings and certifications table on page 6
Hurricane Ratings	Hurricane rated (HC) see ratings and certifications table on page 7

### How to Order

Device Type	Function	Options (Cylinder/Mechanical/Electrical)	Trim	Finish - Outside	Hand	Finish - Inside	Door Width*	Opening Height	AFF
PED54	49	HC	A9M49PT	619	RHR	630	W036	Specify	Specify

### How to Order - Device Only

Device Type	Function	Options (Cylinder/Mechanical/Electrical)	Finish	Door Width*
PED54	49	HC	630	W036

\*See page 57 for details

# PED5400 HC Surface Vertical Rod

## PED5000 Series

### Functions

#### Device Only

Function	ANSI	Description	Device Only
01	01	No outside operation (No Cylinder)	PED5401 HC

### Functions/Trim

#### Trim (For trim details, see page 60. For lever options, see 64-69.)



(Wide Stile  
900PT Trim)

Function	ANSI	Description	With Device	Trim Only*
10	14	Passage only (no cylinder)	PED5410 HC x ^9M10PT	^9M10PT
40+	02	No outside operation (no cylinder) dummy trim	PED5450 HC x ^9M40PT	^9M40PT
45+	08	Key outside unlocks/locks trim	PED5445 HC x ^9M45PT	^9M45PT
49+	09	Key unlocks trim, trim retracts latch/trim relocks when key is removed	PED5449 HC x ^9M49PT	^9M49PT
50	01	No outside operation (no cylinder); Freewheeling trim.	PED5450 HC x ^9M50PT	^9M50PT
55+	08	Key outside unlocks/locks trim. Freewheeling trim.	PED5455 HC x ^9M55PT	^9M55PT
59+	09	Key unlocks trim, trim retracts latch/trim relocks when key is removed. Freewheeling trim.	PED5459 HC x ^9M59PT	^9M59PT
910	-	Electrified trim - fail safe power off, unlocks lever (no cylinder)	PED54910 HC x ^9M910PT	^9M910PT
930	-	Electrified trim - fail secure power off, locks lever (no cylinder)	PED54930 HC x ^9M930PT	^9M930PT

+ If cylinder is required, include cylinder type in order string. See page 87 for details.

\*Must specify finish

^Must specify trim



(Narrow Stile  
800PT Trim)

Function	ANSI	Description	With Device	Trim Only*
10	14	Passage only (no cylinder)	PED5410 HC x ^8M10PT	^8M10PT
40+	02	No outside operation (no cylinder) dummy trim	PED5450 HC x ^8M40PT	^8M40PT
45+	08	Key outside unlocks/locks trim	PED5445 HC x ^8M45PT	^8M45PT
49+	09	Key unlocks trim, trim retracts latch/trim relocks when key is removed	PED5449 HC x ^8M49PT	^8M49PT
50	01	No outside operation (no cylinder); Freewheeling trim.	PED5450 HC x ^8M50PT	^8M50PT
55+	08	Key outside unlocks/locks trim. Freewheeling trim.	PED5455 HC x ^8M55PT	^8M55PT
59+	09	Key unlocks trim, trim retracts latch/trim relocks when key is removed. Freewheeling trim.	PED5459 HC x ^8M59PT	^8M59PT
910	-	Electrified trim - fail safe power off, unlocks lever (no cylinder)	PED54910 HC x ^8M910PT	^8M910PT
930	-	Electrified ET trim - fail secure power off, locks lever (no cylinder)	PED54930 HC x ^8M930PT	^8M930PT

+ If cylinder is required, include cylinder type in order string. See page 87 for details.

\*Must specify finish

^Must specify trim

# PED5400 HC Surface Vertical Rod

## PED5000 Series

### Trim (For trim details see page 61-62)



(Auxiliary Control)



(Inside Rod Actuator)

Function	ANSI	Description	With Device	Trim Only*
55	11	Key outside unlocks/locks trim	PED5450T HC x PED355	PED355
59	12	Key unlocks trim, trim retracts latch/trim relocks when key is removed	PED5450T HC x PED359	PED359
910*	–	Electrified ET trim - fail safe power off, unlocks lever (no cylinder)	PED54910 HC x PED359*	PED359*
930*	–	Electrified ET trim - fail secure power off, locks lever (no cylinder)	PED54930 HC x PED359*	PED359*

\*Also available with PED355

\*See auxiliary lock control section for more details

\*Must specify finish



(P12, P13, P14 Pull)

Function	ANSI	Description	With Device	Trim Only*
50T	02	No outside operation (no cylinder)	PED5450T HC x P1x	P1x

Pulls are not available in 618, 619, 625 or 626

\*Must specify finish

# PED5400 HC Surface Vertical Rod

## PED5000 Series

### Trim (For trim details see page 62)



(T33 Pull Trim)

Function	ANSI	Description	With Device	Trim Only*
50T	02	No outside operation (no cylinder); Used as pull only	PED5450T HC x T3350TET	T3350TET

\*Must specify finish



(T34 Pull Trim)

Function	ANSI	Description	With Device	Trim Only*
50T	02	No outside operation (no cylinder); Used as pull only	PED5450T HC x T3450T	T3450T

\*Must specify finish



(T35 Pull Trim)

Function	ANSI	Description	With Device	Trim Only*
50T	2	No outside operation (no cylinder); Used as pull only	PED5450T HC x T3550TET	T3550TET

\*Must specify finish



(T36 Pull Trim)

Function	ANSI	Description	With Device	Trim Only*
50T	2	No outside operation (no cylinder); Used as pull only	PED5450T HC x T3650TET	T3650TET

\*Must specify finish



(T37 Pull Trim)

Function	ANSI	Description	With Device	Trim Only*
50T	02	No outside operation (no cylinder); Used as pull only	PED5450T HC x T3750TET	T3750TET

\*Must specify finish

#### Notes:

- T34xx trim is not available in 629 or 630.
- These trims are not available in 618, 619, 625 or 626, except T34xx is available in 618 & 619.

# PED5400 HC Surface Vertical Rod

## PED5000 Series

### Mechanical Options (Quick Codes)

	How to Specify	Detailed Description
Cylinder	LC	Less cylinder
Dogging	M52	Cylinder lockdown (not available with A, M61, M114 options)
	M51	Less dogging for non fire-rated devices
End Cap	M111	Overlap end cap
Fire-rated	A	UL fire label exit hardware (not available with M52 & M114 options)
Indicator	M48	Passive dogging indicator
Luminescence	M49	PathLite photoluminescent push rail (not available with M23 & M24 options)
Security Fasteners	M04	Six lobe security head screws
Tactile Warning	M21	Tactile warning - milled outside lever (not available with Studio Collection levers)
	M23	Tactile warning - abrasive strip on push rail & abrasive coating on outside lever (not available with M49 option)
	M24	Tactile warning - abrasive coating on outside lever
	M25	Tactile warning - abrasive strip on push rail (not available with M49 option)
Thrubolts	M54	Thrubolts

### Electrical Options (Quick Codes)

	How to Specify	Detailed Description
Electrical Options	M92	Request to exit - signal switch in rail (not available with D option)
	M92 ERM	Double touchbar monitoring
	M93	Monitors PT lever movement with Internal micro switch in PT control
	M97	Electric rail dogging (not available MELR option)
	M114	Electrified exit device with manual hex key dogging (also available with MELR & M97 options)
	MELR	Motorized Electric latch retraction (not available with D, M61 & M97 options)
	WR	Wire harness included when electrified trim is ordered separately (supplied standard with D option)

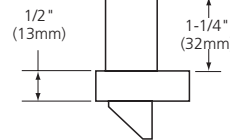
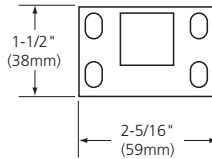
# PED5400 HC Surface Vertical Rod

## PED5000 Series

### Standard Strikes

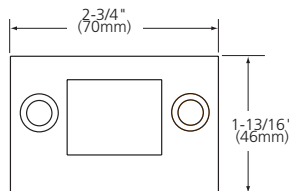
#### 654 Top Strike

- Supplied standard
- Top bolt in frame
- Large mounting screws
- See template [#MEDT26](#) for more details



#### 655 Bottom Strike

- Fire rated
- Stainless steel
- Black nylon coated
- See template [#MEDT26](#) for more details



# PED5400 HC4 Surface Vertical Rod

## PED5000 Series



### Specifications

Chassis Cover	Stainless steel, brass or bronze
Chassis	Nonferrous alloy
Door Type	Metal
Door Configuration	Single or double doors Note: Approved single openings cannot be used as a pair, but a door in a pair can be used as a single opening.
Door/Opening Height	Must be specified • 96" maximum for non-fire rated & fire rated
Door Thickness	1-3/4" only
Door Width	• Standard rail sizes - W032, W036, W042, W048 • Custom sizes available, see page 57
Stile	• 4-1/2" minimum - narrow & wide trim • 3-1/2" minimum - without trim
Rails	Stainless steel, brass or bronze
Projection	3.10"
Latching	Top latch - dropdown bolt; Bottom latch - dropdown
End Cap	• Flush end cap standard • Overlapping end cap optional - Specify M111
Rods	• 1/2" brass, bronze or stainless steel • Adjusted at center case
Device Centerline	• 39-5/8" standard applications • See page 58 for more details
Dogging Feature	• Hex key dogging standard on non fire-rated mechanical devices • Specify M51 for less dogging • Specify M52 for cylinder dogging (Mortise cylinder required, must be ordered separately.)
Indicator	Specify M48 for passive dogging indicator
Strikes	• 659 Top Strike • 656 Bottom Strike
Mounting Fasteners	• Machine screws provided • Available with thru-bolts (M54)
Frames	CURRIES 16 gauge KD, Pipe spacer anchors only, 12 gauge full sleeve reinforcing and existing opening anchor in head of frame
Hinges	McKinney TA2714 or T2714
Fire Ratings	See ratings and certifications table on page 6
Hurricane Ratings	Hurricane rated (HC4) see ratings and certifications table on page 7

### How to Order

Device Type	Function	Options (Cylinder/Mechanical/Electrical)	Trim	Finish - Outside	Hand	Finish - Inside	Door Width*	Opening Height	AFF
PED54	49	HC4	A9M49PT	619	RHR	630	W036	Specify	Specify

### How to Order - Device Only

Device Type	Function	Options (Cylinder/Mechanical/Electrical)	Finish	Door Width*
PED54	49	HC4	630	W036

\*See page 57 for details

# PED5400 HC4 Surface Vertical Rod

## PED5000 Series

### Functions

#### Device Only

Function	ANSI	Description	Device Only
01	01	No outside operation (No Cylinder)	PED5401 HC4

### Functions/Trim



(Wide Stile  
900PT Trim)

#### Trim (For trim details, see page 60. For lever options, see 64-69.)

Function	ANSI	Description	With Device	Trim Only*
10	14	Passage only (no cylinder)	PED5410 HC4 x ^9M10PT	^9M10PT
40+	02	No outside operation (no cylinder) dummy trim	PED5450 HC4 x ^9M40PT	^9M40PT
45+	08	Key outside unlocks/locks trim	PED5445 HC4 x ^9M45PT	^9M45PT
49+	09	Key unlocks trim, trim retracts latch/trim relocks when key is removed	PED5449 HC4 x ^9M49PT	^9M49PT
50	01	No outside operation (no cylinder); Freewheeling trim.	PED5450 HC4 x ^9M50PT	^9M50PT
55+	08	Key outside unlocks/locks trim. Freewheeling trim.	PED5455 HC4 x ^9M55PT	^9M55PT
59+	09	Key unlocks trim, trim retracts latch/trim relocks when key is removed. Freewheeling trim.	PED5459 HC4 x ^9M59PT	^9M59PT
910	-	Electrified trim - fail safe power off, unlocks lever (no cylinder)	PED54910 HC4 x ^9M910PT	^9M910PT
930	-	Electrified trim - fail secure power off, locks lever (no cylinder)	PED54930 HC4 x ^9M930PT	^9M930PT

+ If cylinder is required, include cylinder type in order string. See page 87 for details.

\*Must specify finish

^Must specify trim



(Narrow Stile  
800PT Trim)

Function	ANSI	Description	With Device	Trim Only*
10	14	Passage only (no cylinder)	PED5410 HC4 x ^8M10PT	^8M10PT
40+	02	No outside operation (no cylinder) dummy trim	PED5450 HC4 x ^8M40PT	^8M40PT
45+	08	Key outside unlocks/locks trim	PED5445 HC4 x ^8M45PT	^8M45PT
49+	09	Key unlocks trim, trim retracts latch/trim relocks when key is removed	PED5449 HC4 x ^8M49PT	^8M49PT
50	01	No outside operation (no cylinder); Freewheeling trim.	PED5450 HC4 x ^8M50PT	^8M50PT
55+	08	Key outside unlocks/locks trim. Freewheeling trim.	PED5455 HC4 x ^8M55PT	^8M55PT
59+	09	Key unlocks trim, trim retracts latch/trim relocks when key is removed. Freewheeling trim.	PED5459 HC4 x ^8M59PT	^8M59PT
910	-	Electrified trim - fail safe power off, unlocks lever (no cylinder)	PED54910 HC4 x ^8M910PT	^8M910PT
930	-	Electrified trim - fail secure power off, locks lever (no cylinder)	PED54930 HC4 x ^8M930PT	^8M930PT

+ If cylinder is required, include cylinder type in order string. See page 87 for details.

\*Must specify finish

^Must specify trim



# PED5400 HC4 Surface Vertical Rod

## PED5000 Series

### Trim (For trim details see page 61-62)



(Auxiliary Control)



(Inside Rod Actuator)

Function	ANSI	Description	With Device	Trim Only*
55	11	Key outside unlocks/locks trim	PED5450T HC4 x PED355	PED355
59	12	Key unlocks trim, trim retracts latch/trim relocks when key is removed	PED5450T HC4 x PED359	PED359
910*	–	Electrified ET trim - fail safe power off, unlocks lever (no cylinder)	PED54910 HC4 x PED359*	PED359*
930*	–	Electrified ET trim - fail secure power off, locks lever (no cylinder)	PED54930 HC4 x PED359*	PED359*

\*Also available with PED355

\*See auxiliary lock control section for more details

\*Must specify finish



(P12, P13, P14 Pull)

Function	ANSI	Description	With Device	Trim Only*
50T	02	No outside operation (no cylinder)	PED5450T HC4 x P1x	P1x

Pulls are not available in 618, 619, 625 or 626

\*Must specify finish

# PED5400 HC4 Surface Vertical Rod

## PED5000 Series

Trim (For trim details see page 62)



(T33 Pull Trim)

Function	ANSI	Description	With Device	Trim Only*
50T	02	No outside operation (no cylinder); Used as pull only	PED5450T HC4 x T3350TET	T3350TET

\*Must specify finish



(T34 Pull Trim)

Function	ANSI	Description	With Device	Trim Only*
50T	02	No outside operation (no cylinder); Used as pull only	PED5450T HC4 x T3450TET	T3450TET

\*Must specify finish



(T35 Pull Trim)

Function	ANSI	Description	With Device	Trim Only*
50T	02	No outside operation (no cylinder); Used as pull only	PED5450T HC4 x T3550TET	T3550TET

\*Must specify finish



(T36 Pull Trim)

Function	ANSI	Description	With Device	Trim Only*
50T	02	No outside operation (no cylinder); Used as pull only	PED5450T HC4 x T3650TET	T3650TET

\*Must specify finish



(T37 Pull Trim)

Function	ANSI	Description	With Device	Trim Only*
50T	02	No outside operation (no cylinder); Used as pull only	PED5450T HC4 x T3750TET	T3750TET

\*Must specify finish

### Notes:

- These trims are not available in 618, 619, 625 or 626, except T34 is available in 618 & 619.
- T34 trim is not available in 629 or 630.

# PED5400 HC4 Surface Vertical Rod

## PED5000 Series

### Mechanical Options (Quick Codes)

	How to Specify	Detailed Description
Cylinder	LC	Less cylinder
Dogging	M52	Cylinder lockdown (not available with A, D, M61, M114 options)
	M51	Less dogging for non fire-rated devices
End Cap	M111	Overlap end cap
Fire-rated	A	UL fire label exit hardware (not available with M52 & M114 options)
Indicator	M48	Passive dogging indicator
Photoluminescence	M49	PathLite photoluminescent push rail (not available with M23 & M24 options)
Security Fasteners	M04	Six lobe security head screws
Tactile Warning	M21	Tactile warning - milled outside lever (not available with Muséo Collection levers)
	M23	Tactile warning - abrasive strip on push rail & abrasive coating on outside lever (not available with M49 option)
	M24	Tactile warning - abrasive coating on outside lever
	M25	Tactile warning - abrasive strip on push rail (not available with M49 option)
Thrubolts	M54	Thrubolts

### Electrical Options (Quick Codes)

	How to Specify	Detailed Description
Electrical Options	M92	Request to exit - signal switch in rail (not available with D option)
	M92 ERM	Double touchbar monitoring
	M93	Monitors PT lever movement with Internal micro switch in PT control
	M97	Electric rail dogging (not available MELR option)
	M114	Electrified exit device with manual hex key dogging (also available with MELR & M97 options)
	MELR	Motorized Electric latch retraction (not available with D, M61 & M97 options)
	WR	Wire harness included when electrified trim is ordered separately (supplied standard with D option)

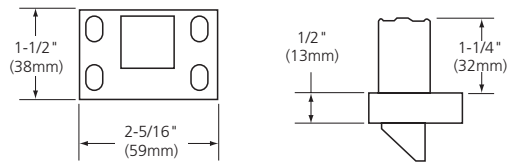
# PED5400 HC4 Surface Vertical Rod

## PED5000 Series

### Standard Strikes


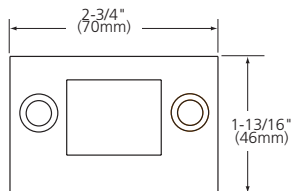
#### 659 Top Strike

- Supplied standard
- Latch drops down from door frame
- Latchbolt nylon coated
- Stainless steel
- See template [#MEDT26](#) for more details



#### 655 Bottom Strike

- Fire rated
- Stainless steel
- Black nylon coated
- See template [#MEDT26](#) for more details



# PED5600 Mortise Lock Exit Device

## PED5000 Series



### Specifications

Chassis Cover	Stainless steel, brass or bronze
Chassis	Nonferrous alloy
Door Type	Wood, metal, aluminum (Consult factory for other door type options)
Door Configuration	Single doors or double doors with Mortise/SVR configuration
Door Thickness	<ul style="list-style-type: none"> <li>1-3/4" minimum thickness, supplied standard</li> <li>For 2" doors specify D200, for 2-14" doors specify D214</li> </ul>
Door Width	<ul style="list-style-type: none"> <li>Standard rail sizes - W032, W036, W042, W048</li> <li>Custom sizes available, see page 57</li> </ul>
Stile	4-1/2" minimum - narrow & wide trim
Rails	Stainless steel, brass or bronze
Projection	3.10"
Latchbolt	Brass Nickel Plated, 3/4" throw, anti-friction
Guarded Deadlatch	Provided as standard feature
End Cap	<ul style="list-style-type: none"> <li>Flush end cap standard</li> <li>Overlapping end cap optional - Specify M111</li> </ul>
Device Centerline (AFF)	<ul style="list-style-type: none"> <li>39-5/8" for standard applications</li> <li>38" for elementary schools (AFF038)</li> <li>See page 58 for more details</li> </ul>
Dogging Feature	<ul style="list-style-type: none"> <li>Hex key dogging standard on non fire-rated devices</li> <li>Specify M52 for cylinder dogging (Mortise cylinder required, must be ordered separately.)</li> <li>Specify M51 for less dogging</li> </ul>
Indicator	Specify M48 for passive dogging indicator
Strikes	<ul style="list-style-type: none"> <li>C908 Black Nylon Coated</li> <li>Optional Strikes – 815 or 908</li> </ul>
Mounting Fasteners	<ul style="list-style-type: none"> <li>Wood and machine screws provided</li> <li>Available with thrubolts (M54)</li> </ul>
Fire Ratings	See ratings and certifications table on page 6

### How to Order

Device Type	Function	Options (Cylinder/Mechanical/Electrical)	Trim	Finish - Outside	Hand	Door Thickness	Optional Strikes	Finish - Inside	Door Width*
PED56	47	MELR	A9M47PT	626	RHR	D214	SB214	630	W036

### How to Order - Device Only

Device Type	Function	Options (Cylinder/Mechanical/Electrical)	Door Thickness	Finish	Door Width*
PED56	47	MELR	D214	630	W036

\*See page 57 for details

# PED5600 Mortise Lock Exit Device

## PED5000 Series

### Functions

#### Device Only

Function	ANSI	Description	Device Only
01	01	No outside operation (No Cylinder)	PED5601

### Functions/Trim



(Wide Stile  
900PT Trim)

#### Trim (For trim details, see page 60. For lever options, see 64-69.)

Function	ANSI	Description	With Device	Trim Only*
10	14	Passage only (no cylinder)	PED5610 x ^9M10PT	^9M10PT
40	02	No outside operation (no cylinder) dummy trim	PED5640 x ^9M40PT	^9M40PT
42+	10	Key Outside Retracts Latch; Key Inside Unlocks/Locks O/S Trim	PED5642 x ^9M42PT	^9M42PT
45+	08	Key outside unlocks/locks trim	PED5645 x ^9M45PT	^9M45PT
47+	03	Night latch-key retracts latch	PED5647 x ^9M47PT	^9M47PT
49+	09	Key unlocks trim, trim retracts latch/trim relocks when key is removed	PED5649 x ^9M49PT	^9M49PT
50	01	No outside operation (no cylinder); Freewheeling trim.	PED5650 x ^9M50PT	^9M50PT
55+	08	Key outside unlocks/locks trim. Freewheeling trim.	PED5655 x ^9M55PT	^9M55PT
57+	03	Night latch-key retracts latch. Freewheeling trim.	PED5657 x ^9M57PT	^9M57PT
59+	09	Key unlocks trim, trim retracts latch/trim relocks when key is removed. Freewheeling trim.	PED5659 x ^9M59PT	^9M59PT
903+	-	Electrified trim - fail safe power off, unlocks lever, key retracts latch	PED56903 x ^9M903PT	^9M903PT
905+	-	Electrified trim - fail secure power off, locks lever, key retracts latch	PED56905 x ^9M905PT	^9M905PT
910	-	Electrified trim - fail safe power off, unlocks lever (no cylinder)	PED56910 x ^9M910PT	^9M910PT
930	-	Electrified trim - fail secure power off, locks lever (no cylinder)	PED56930 x ^9M930PT	^9M930PT

+ If cylinder is required, include cylinder type in order string. See page 87 for details.

\*Must specify finish

^Must specify trim



(Narrow Stile  
800PT Trim)

Function	ANSI	Description	With Device	Trim Only*
10	14	Passage only (no cylinder)	PED5610 x ^8M10PT	^8M10PT
40	02	No outside operation (no cylinder) dummy trim	PED5640 x ^8M40PT	^8M40PT
42+	10	Key Outside Retracts Latch; Key Inside Unlocks/Locks O/S Trim	PED5642 x ^8M42PT	^8M42PT
45+	08	Key outside unlocks/locks trim	PED5645 x ^8M45PT	^8M45PT
47+	03	Night latch-key retracts latch	PED5647 x ^8M47PT	^8M47PT
49+	09	Key unlocks trim, trim retracts latch/trim relocks when key is removed	PED5649 x ^8M49PT	^8M49PT
50	01	No outside operation (no cylinder); Freewheeling trim.	PED5650 x ^8M50PT	^8M50PT
55+	08	Key outside unlocks/locks trim. Freewheeling trim.	PED5655 x ^8M55PT	^8M55PT
57+	03	Night latch-key retracts latch. Freewheeling trim.	PED5657 x ^8M57PT	^8M57PT
59+	09	Key unlocks trim, trim retracts latch/trim relocks when key is removed. Freewheeling trim.	PED5659 x ^8M59PT	^8M59PT
903+	-	Electrified trim - fail safe power off, unlocks lever, key retracts latch	PED56903 x ^8M903PT	^8M903PT
905+	-	Electrified trim - fail secure power off, locks lever, key retracts latch	PED56905 x ^8M905PT	^8M905PT
910	-	Electrified trim - fail safe power off, unlocks lever (no cylinder)	PED56910 x ^8M910PT	^8M910PT
930	-	Electrified trim - fail secure power off, locks lever (no cylinder)	PED56930 x ^8M930PT	^8M930PT

+ If cylinder is required, include cylinder type in order string. See page 87 for details.

\*Must specify finish

^Must specify trim

### Key Only (see page 63)



Function	ANSI	Description	With Device	Trim Only*
57	03	Night latch-key retracts latch #34 cylinder supplied	PED5657 x K1M57ET	K1M57ET

# PED5600 Mortise Lock Exit Device

PED5000 Series

## Anti Vandal Trim (see page 62)



Anti Vandal Trim  
(VTL9M57PT,  
VTL9M50PT)

Function	ANSI	Description	Device	Trim*
40	02	No outside operation (no cylinder); Used as pull only	PED5640	VTL9M50PT
47	03	Night latch-key retracts latch #46 cylinder supplied	PED5647	VTL9M57PT

\*Trim must be ordered separately from device

# PED5600 Mortise Lock Exit Device

## PED5000 Series

### Trim (For trim details see page 62)



(T33 Pull Trim)

Function	ANSI	Description	With Device	Trim Only*
10T	15	Passage only (no cylinder)	PED5610T x T3310ET	T3310ET
42T	07	Key outside retracts latch; key inside unlocks/locks trim	PED5642T x T3342ET	T3342ET
50T	02	No outside operation (no cylinder); Used as pull only	PED5650T x T3350ET	T3350ET
55T	05	Key outside unlocks/locks thumbpiece	PED5655T x T3355ET	T3355ET
57T	03	Night latch-key retracts latch	PED5657T x T3357ET	T3357ET

\*Must specify finish



(T34 Pull Trim)

Function	ANSI	Description	With Device	Trim Only*
10T	15	Passage only (no cylinder)	PED5610T x T3410ET	T3410ET
42T	07	Key outside retracts latch; key inside unlocks/locks trim	PED5642T x T3442ET	T3442ET
50T	02	No outside operation (no cylinder); Used as pull only	PED5650T x T3450ET	T3450ET
55T	05	Key outside unlocks/locks thumbpiece	PED5655T x T3455ET	T3455ET
57T	03	Night latch-key retracts latch	PED5657T x T3457ET	T3457ET

\*Must specify finish



(T35 Pull Trim)

Function	ANSI	Description	With Device	Trim Only*
10T	15	Passage only (no cylinder)	PED5610T x T3510	T3510
42T	07	Key outside retracts latch; key inside unlocks/locks thumbpiece on outside trim; Outside cylinder	PED5642T x T3542	T3542
50T	02	No outside operation (no cylinder); Used as pull only	PED5650T x T3550	T3550
55T	05	Key outside unlocks/locks thumbpiece	PED5655T x T3555	T3555
57T	03	Night latch-key retracts latch	PED5657T x T3557	T3557

\*Must specify finish



(T36 Pull Trim)

Function	ANSI	Description	With Device	Trim Only*
10T	15	Passage only (no cylinder)	PED5610T x T3610ET	T3610ET
42T	07	Key outside retracts latch; key inside unlocks/locks trim	PED5642T x T3642ET	T3642ET
50T	02	No outside operation (no cylinder); Used as pull only	PED5650T x T3650ET	T3650ET
55T	05	Key outside unlocks/locks thumbpiece	PED5655T x T3655ET	T3655ET
57T	03	Night latch-key retracts latch	PED5657T x T3657ET	T3657ET

\*Must specify finish



(T37 Pull Trim)

Function	ANSI	Description	With Device	Trim Only*
10T	15	Passage only (no cylinder)	PED5610T x T3710ET	T3710ET
42T	07	Key outside retracts latch; key inside unlocks/locks trim	PED5642T x T3742ET	T3742ET
50T	02	No outside operation (no cylinder); Used as pull only	PED5650T x T3750ET	T3750ET
55T	05	Key outside unlocks/locks thumbpiece	PED5655T x T3755ET	T3755ET
57T	03	Night latch-key retracts latch	PED5657T x T3757ET	T3757ET

\*Must specify finish

#### Notes:

- Images represent the design of the backplate. Thumbpieces and cylinders are added to select functions.
- Thumbpiece trims are not available in 618, 619, 625 or 626, except T34 is available in 618 & 619.
- T34 trim is not available in 629 or 630.



# PED5600 Mortise Lock Exit Device

## PED5000 Series

### Mechanical Options (Quick Codes)

	How to Specify	Detailed Description
Cylinder	LC	Less cylinder
Dogging	M51	Less dogging for non fire-rated devices
	M52	Cylinder lockdown (not available with A, D, M61, M114, VLR options)
End Cap	M111	Overlap end cap
Fire-rated	A	UL fire label exit hardware (not available with M52, M48 & M114 options)
Indicator	M48	Passive dogging indicator (not available with VLR)
Photoluminescence	M49	PathLite – photoluminescent push rail – (not available with M23 & M24 options)
Rail Force	5CH	5lb. Pressure Release
Security Fasteners	M04	Six lobe security head screws
Tactile Warning	M21	Tactile warning - milled outside lever (not available with Muséo Collection levers)
	M23	Tactile warning - abrasive strip on push rail & abrasive coating on outside lever (not available with M49 option)
	M24	Tactile warning - abrasive strip on push rail (not available with M49 option)
	M25	Tactile warning - abrasive coating on outside lever
Thick Doors	D200	2" doors and/or panels (specify door thickness, panel thickness & location as required)
	D214	2-1/4" doors and/or panels (specify door thickness, panel thickness & location as required)
Windstorm	M107	Windstorm rated

### Electrical Options (Quick Codes)

	How to Specify	Detailed Description
Electrical Options	D	Electroguard® self contained delayed egress device (not available with HC, M52, M61, M91, M92, M97, M107, MELR, VLR)
	M61	Alarmed exit (not available with D, GL, HC, M52, M107, MELR, VLR options)
	M91	Latchbolt monitoring switch (not available with D, HC, M107 options)
	M92	Request to exit - signal switch in rail (not available with D option)
	M92 ERM	Double touchbar monitoring
	M93	Monitors PT lever movement with Internal micro switch in PT control
	M97	Electric rail dogging (not available with D, MELR, VLR options)
	M114	Electrified exit device with manual hex key dogging (also available with MELR, VLR & M97 options)
	MELR	Motorized Electric latch retraction (not available with D, M61 & M97 options)
	VLR	Latch Retraction Override (not available M97, D, M61, WM91, WM93 & WM92)
	WR	Wire harness included when electrified trim is ordered separately (supplied standard with D option)

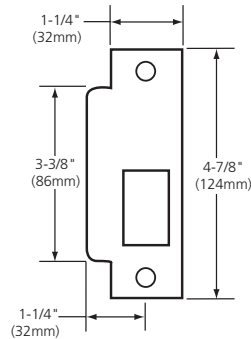
# PED5600 Mortise Lock Exit Device

## PED5000 Series

### Standard Strikes

#### C908 Strike

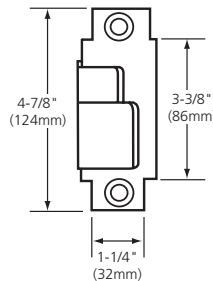
- Curved lip ANSI A-115.1
- Supplied standard
- Handed. 1-1/4" (32mm) lip standard
- Longer lips in increments of 1/4" (6mm) through 2-7/8" (73mm) available
- Black nylon coated
- See template [#MEDT50](#) for more details



### Optional Strikes

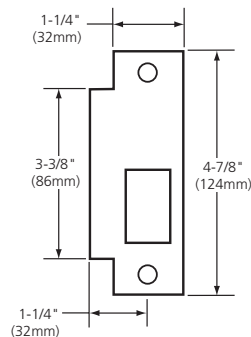
#### 815 Open Back Strike

- ANSI A-115.14 Open Back
- Beveled 1/8" (3mm) in 2" (51mm)
- Specify hand of active door
- "B" label fire rating
- Black nylon coat
- See template [#MEDT49](#) for more details



#### 908 Strike

- 908 - Flat lipped
- Handed. 1-1/4" (32mm) lip standard
- Longer lips in increments of 1/4" (6mm) through 2-7/8" (73mm) available
- Black nylon coated
- See template [#MEDT50](#) for more details



# PED5800 Concealed Vertical Rod

## PED5000 Series



### Specifications

Chassis Cover	Stainless steel, brass or bronze
Chassis	Nonferrous alloy
Door Type	<b>Must be specified -</b> Aluminum, metal or wood doors
Door Configuration	Single or double doors
Door/Opening Height	Must be specified - <ul style="list-style-type: none"> <li>96" max door height for HC options</li> <li>120" maximum door opening</li> </ul>
Door Thickness	1-3/4" to 2-1/4" thick
Door Width	<ul style="list-style-type: none"> <li>Standard rail sizes - W032, W036, W042, W048</li> <li>Custom sizes available, see page 57</li> </ul>
Cladding	<ul style="list-style-type: none"> <li>Available for 1/4" on 1/2" panels. Specify 31- and panel thickness on order.</li> <li>Only available on 1-3/4" door thickness. Must be noted separately from door thickness on order string.</li> </ul>
Stile	<ul style="list-style-type: none"> <li>4-1/2" (114mm) minimum - narrow &amp; wide trim</li> <li>3-1/2" (44mm) minimum - without trim</li> </ul>
Rails	Stainless steel, brass or bronze
Projection	3.10"
Latching	<ul style="list-style-type: none"> <li>Top latch - stainless steel bolt; Bottom latch - stainless steel</li> <li>Available as Top latch only (M55)</li> </ul>
End Cap	<ul style="list-style-type: none"> <li>Flush end cap standard</li> <li>Overlapping end cap optional - Specify M111</li> </ul>
Device Centerline	<ul style="list-style-type: none"> <li>39-5/8" for standard applications</li> <li>38" for elementary schools (AFF038) (AFF)</li> <li>See page 58 for more details</li> </ul>
Dogging Feature	<ul style="list-style-type: none"> <li>Hex key dogging standard on non fire-rated devices</li> <li>Specify M52 for cylinder dogging (Mortise cylinder required, must be ordered separately.)</li> <li>Specify M51 for less dogging</li> </ul>
Rods	Adjusted at center case
Indicator	Specify M48 for passive dogging indicator
Strikes	<ul style="list-style-type: none"> <li>652 Top &amp; Bottom Strike - optional for non-fire rated metal and wood doors (MD, WD)</li> <li>650 Top Strike - standard metal and wood doors, with or without bottom rods (MD, WD, M55 MD, M55 WD)</li> <li>640 Top &amp; Bottom Strike - standard for aluminum doors (AD)</li> <li>639 Top Strike - standard with less bottom rod devices for aluminum doors (M55 AD)</li> <li>606 Bottom Strike - standard MD &amp; WD</li> <li>606 Bottom Strike- optional</li> </ul>
Mounting Fasteners	Supplied standard with wood and metal screws
Fire Ratings	<ul style="list-style-type: none"> <li>See Ratings and Certifications Table</li> <li>A M55 applications require thermal pin. Thermal pin supplied when ordered as a A M55 device</li> </ul>
Hurricane Ratings	See hurricane/windstorm ratings and certifications table on page 7

### How to Order

Device Type	Function	Door Type	Options (Cylinder/Mechanical/Electrical)	Trim	Finish - Outside	Hand	Optional Strikes	Finish - Inside	Door Width*	Opening Height	AFF
PED58	49	AD	MELR	A9CV49PT	619	RHR	606	630	W036	Specify	Specify

### How to Order - Device Only

Device Type	Function	Door Type	Options (Cylinder/Mechanical/Electrical)	Finish	Door Width*
PED58	49	AD	MELR	630	W036

\*See page 57 for details

# PED5800 Concealed Vertical Rod

## PED5000 Series

### Functions

#### Device Only

Function	ANSI	Description	Device Only
01	01	No outside operation (No Cylinder)	PED5801

### Functions/Trim

#### Trim (For trim details, see page 60. For lever options, see 64-69.)



(Wide Stile  
900PT Trim)

Function	ANSI	Description	With Device	Trim Only*
10	14	Passage only (no cylinder)	PED5810 x ^9CV10PT	^9CV10PT
40+	02	No outside operation (no cylinder) dummy trim	PED5850 x ^9CV40PT	^9CV40PT
45+	08	Key outside unlocks/locks trim	PED5845 x ^9CV45PT	^9CV45PT
49+	09	Key unlocks trim, trim retracts latch/trim relocks when key is removed	PED5849 x ^9CV49PT	^9CV49PT
50	01	No outside operation (no cylinder); Freewheeling trim.	PED5850 x ^9CV50PT	^9CV50PT
55+	08	Key outside unlocks/locks trim. Freewheeling trim.	PED5855 x ^9CV55PT	^9CV55PT
59+	09	Key unlocks trim, trim retracts latch/trim relocks when key is removed. Freewheeling trim.	PED5859 x ^9CV59PT	^9CV59PT
910	-	Electrified trim - fail safe power off, unlocks lever (no cylinder)	PED58910 x ^9CV910PT	^9CV910PT
930	-	Electrified trim - fail secure power off, locks lever (no cylinder)	PED58930 x ^9CV930PT	^9CV930PT

+ If cylinder is required, include cylinder type in order string. See page 87 for details.

\*Must specify finish

^Must specify trim



(Narrow Stile  
800PT Trim)

Function	ANSI	Description	With Device	Trim Only*
10	14	Passage only (no cylinder)	PED5810 x ^8CV10PT	^8CV10PT
40+	02	No outside operation (no cylinder) dummy trim	PED5850 x ^8CV40PT	^8CV40PT
45+	08	Key outside unlocks/locks trim	PED5845 x ^8CV45PT	^8CV45PT
49+	09	Key unlocks trim, trim retracts latch/trim relocks when key is removed	PED5849 x ^8CV49PT	^8CV49PT
50	01	No outside operation (no cylinder); Freewheeling trim.	PED5850 x ^8CV50PT	^8CV50PT
55+	08	Key outside unlocks/locks trim. Freewheeling trim.	PED5855 x ^8CV55PT	^8CV55PT
59+	09	Key unlocks trim, trim retracts latch/trim relocks when key is removed. Freewheeling trim.	PED5859 x ^8CV59PT	^8CV59PT
910	-	Electrified trim - fail safe power off, unlocks lever (no cylinder)	PED58910 x ^8CV910PT	^8CV910PT
930	-	Electrified trim - fail secure power off, locks lever (no cylinder)	PED58930 x ^8CV930PT	^8CV930PT

+ If cylinder is required, include cylinder type in order string. See page 87 for details.

\*Must specify finish

^Must specify trim

# PED5800 Concealed Vertical Rod

## PED5000 Series

### Trim (For trim details see page 61-62)



(Auxiliary Control)

Function	ANSI	Description	With Device	Trim Only*
55	11	Key outside unlocks/locks turn P1x pull supplied	PED5850T x PED155	PED155
59	12	Key unlocks turn; turn retracts latch/turn relocks when key is removed	PED5850T x PED159	PED159
910	–	Electrified ET trim - fail safe power off, unlocks lever (no cylinder)	PED58910 x PED159**	PED159**
930	–	Electrified ET trim - fail secure power off, locks lever (no cylinder)	PED58930 x PED159**	PED159**

\*Also available with PED155

\*Must specify finish



(P12, P13, P14 Pull)

Function	ANSI	Description	With Device	Trim Only*
10	02	No outside operation (no cylinder); Used as pull only	PED5850T x P1x	P1x

\*Must specify finish

### Anti Vandal Trim (see page 62)



Anti Vandal Trim  
(VT950PT)

Function	ANSI	Description	Device	Trim*
40	02	No outside operation (no cylinder); Used as pull only	PED5840	VT957PT

\*Trim must be ordered separately from device

# PED5800 Concealed Vertical Rod

## PED5000 Series

### Mechanical Options (Quick Codes)

	How to Specify	Detailed Description
Cylinder	LC	Less cylinder
Dogging	M51	Less dogging for non fire-rated devices
	M52	Cylinder lockdown (not available with A, D, M61, M114, VLR options)
Door Type***	AD	Aluminum door
	MD	Metal door
	WD	Wood door
End Cap	M111	Overlap end cap
Fire-rated	A	UL fire label exit hardware (not available with M52, M48 & M114 options)
Indicator	M48	Passive dogging indicator (not available with VLR)
Less Bottom Rod	M55	Less bottom rod
Photoluminescence	M49	PathLite – photoluminescent coated push rail – (not available with M23 & M24 options)
Rail Force	5CH	5lb. Pressure Release
Security Fasteners	M04	Six lobe security head screws
Tactile Warning	M21	Tactile warning - milled outside lever (not available with Muséo Collection levers)
	M23	Tactile warning - abrasive strip on push rail & abrasive coating on outside lever (not available with M49 option)
	M24	Tactile warning - abrasive strip on push rail (not available with M49 option)
	M25	Tactile warning - abrasive coating on outside lever
Thick Doors	D200	2" doors and/or panels (specify door thickness, panel thickness & location as required)
	D214	2-1/4" doors and/or panels (specify door thickness, panel thickness & location as required)
Windstorm	HC	Hurricane rated
	M107	Windstorm rated

\*\*\*Must specify door type

### Electrical Options (Quick Codes)

	How to Specify	Detailed Description
	D	Electroguard® self contained delayed egress device (not available with HC, M52, M61, M91, M92, M97, M107, MELR, VLR)
	M61	Alarmed exit (not available with D, GL, HC, M52, M107, MELR, VLR options)
	M91	Latchbolt monitoring switch (not available with D, HC, M107 options)
	M92	Request to exit - signal switch in rail (not available with D option)
	M92 ERM	Double touchbar monitoring
	M93	Monitors PT lever movement with Internal micro switch in PT control
	M97	Electric rail dogging (not available with D, MELR, VLR options)
	M114	Electrified exit device with manual hex key dogging (also available with MELR, VLR & M97 options)
	MELR	Motorized Electric latch retraction (not available with D, M61 & M97 options)
	VLR	Latch Retraction Override (not available M97, D, M61, WM91, WM93 & WM92)
	WR	Wire harness included when electrified trim is ordered separately (supplied standard with D option)


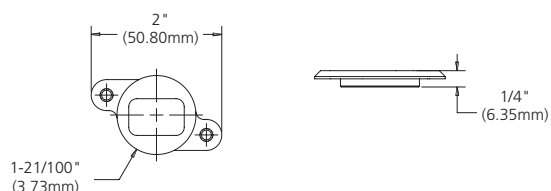
# PED5800 Concealed Vertical Rod

## PED5000 Series

### Standard Strikes

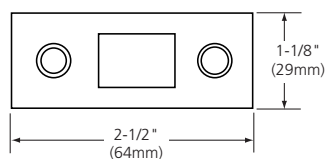
#### 640 Top & Bottom Strike

- Includes one top strike and one bottom strike
- Stainless steel
- Supplied standard for aluminum doors
- Available as an option for metal doors
- Black Nylon Coating
- Machine Screws Supplied
- See template [#MEDT6](#) for more details



#### 652 Top & Bottom Strike

- Includes one top strike and one bottom strike
- Supplied standard for metal doors
- Stainless steel nylon coated
- See template [#MEDT9](#) for more details



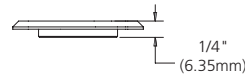
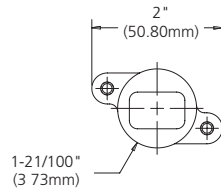
# PED5800 Concealed Vertical Rod

## PED5000 Series

### Optional Strikes

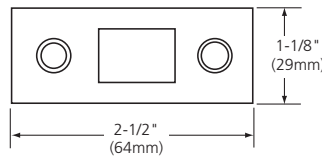
#### 639 Top Strike

- Supplied standard for aluminum doors, less bottom rod
- Stainless steel
- Black Nylon Coating
- Machine Screws Supplied
- See template [#MEDT6](#) for more details




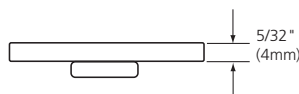
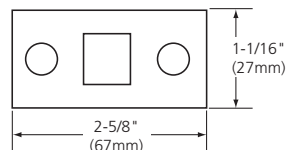
#### 650 Top Strike

- Supplied standard for metal doors, less bottom rod
- Stainless steel nylon coated
- See template [#MEDT9](#) for more details



#### 606 Bottom Strike

- Supplied standard for metal doors
- Available as an option for aluminum doors
- Furnished with expansion shields
- Mortised into floor
- Stainless steel
- See template [#MEDT9](#) for more details





# Door Width & Height Options

## PED5000 Series

PED5000 Series exit devices are available in door widths that range from 26" to 48", in 1/8" increments. Follow the examples below to specify the proper door width in an order string.

Inches		Fractions	
Code	Measurement	Code	Measurement
W026	26"	1	1/8"
W027	27"	2	1/4"
W028	28"	3	3/8"
W029	29"	4	1/2"
W030	30"	5	5/8"
W031	31"	6	3/4"
W032	32"	7	7/8"
W033	33"		
W034	34"		
W035	35"		
W036	36"		
W037	37"		
W038	38"		
W039	39"		
W040	40"		
W041	41"		
W042	42"		
W043	43"		
W044	44"		
W045	45"		
W046	46"		
W047	47"		
W048	48"		

### Example

Specify	Door Width	
W026	26"	0"
W0321	32"	1/8"
W0362	36"	1/4"
W0383	38"	3/8"
W0424	42"	1/2"
W0445	44"	5/8"
W0456	45"	3/4"
W0477	47"	7/8"

PED5000 Series exit devices are available in door heights that range from 6' (72") up to 10' (120"), in 1/4" increments. Follow the examples below to specify the proper door height in an order string.

Feet		Inches		Fractions	
Code	Measurement	Code	Measurement	Code	Measurement
H06	6'	00	0"	1	1/4"
H07	7'	01	1"	2	1/2"
H08	8'	02	2"	3	3/4"
H09	9'	03	3"		
H10	10'	04	4"		
		05	5"		
		06	6"		
		07	7"		
		08	8"		
		09	9"		
		10	10"		
		11	11"		
		12	12"		

### Example

Specify	Door Height		
H0700	7'	00"	0"
H08061	8'	06"	1/4"
H08092	8'	09"	1/2"
H09003	9'	00"	3/4"
H1000	10'	00"	0"

# Device Centerline Options

## PED5000 Series

PED5000 Series vertical rod exit devices require the Actual Finished Floor (AFF) measurement in the order string. These devices are available in ranges from 35" up to 48" in 1/4" increments. Follow the examples below to specify the proper device centerline in an order string.

Inches		Fractions	
Code	Measurement	Code	Measurement
AFF035	35 "	1	1/8 "
AFF036	36 "	2	1/4 "
AFF037	37 "	3	3/8 "
AFF038	38 "	4	1/2 "
AFF039	39 "	5	5/8 "
AFF040	40 "	6	3/4 "
AFF041	41 "	7	7/8 "
AFF042	42 "		
AFF043	43 "		
AFF044	44 "		
AFF045	45 "		
AFF046	46 "		
AFF047	47 "		
AFF048	48 "		

### Example

Specify	Door Width	
AFF035	35 "	0 "
AFF0351	35 "	1/8 "
AFF0362	36 "	1/4 "
AFF0383	38 "	3/8 "
AFF0424	42 "	1/2 "
AFF0445	44 "	5/8 "
AFF0456	45 "	3/4 "
AFF0477	47 "	7/8 "

# Rails, Covers & End Caps

## PED5000 Series

### Rail Sizes


Stock Size	Door Opening Widths	Remarks
W032	26" to 32" (66 cm to 81 cm)	No cutting required for 32" (81 cm) door
W036	32.5" to 36" (84 cm to 91 cm)	No cutting required for 36" (91 cm) door
W042	36.5" to 42" (94 cm to 107 cm)	No cutting required for 42" (107 cm) door
W048	42.5" to 48" (110 cm to 122 cm)	No cutting required for 48" (122 cm) door

Note: Must specify rail length on order string to receive factory cut rail. (ex: W026 - 26" wide door) Available in 1/8" increments. See page 57 for more details.

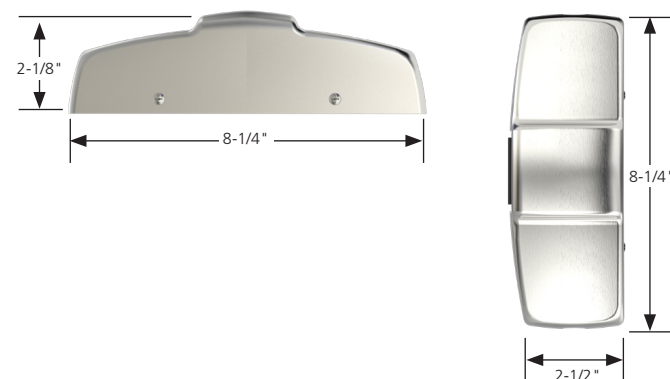
### Touchbar Projection



### Delayed Egress Touchbar Projection



### Wide Stile Cover Dimensions



### Flush End Cap



### Overlapping End Cap (M111)

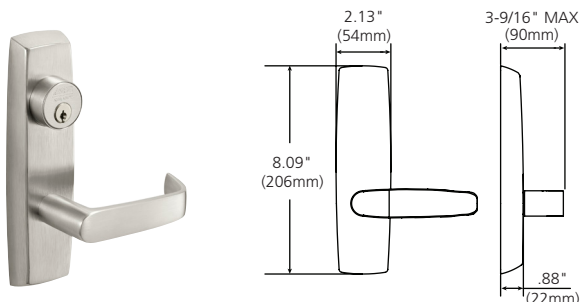


# Lever Trim

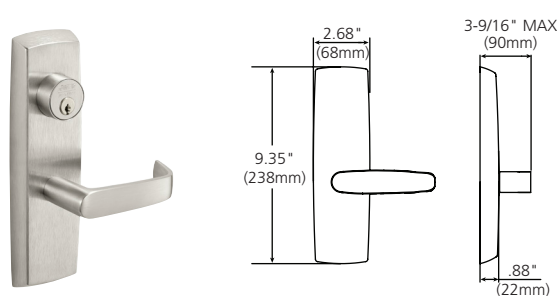
## PED5000 Series

### Lever Trim

#### 800PT Narrow Stile Lever Trim

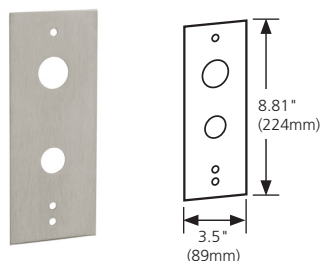


#### 900PT Wide Stile Lever Trim



### Cover Plate Trim

- Used with Narrow Stile Lever trim only (800PT).
- Used with narrow or wide lever trim to cover Von Duprin's 98/98 Series trim prep
- Part # 887F49



### EcoFlex® Lever Trim

- Provides remote means of locking and unlocking of the lever
- Requires a McKinney QC8 Hinge for EcoFlex PT Trims and/or M93 option
- Voltage: 12VDC or 24VDC Regulated
- Actuator draw = 400mA inrush/15mA continuous @ 12VDC/24VDC
- Operating Temp.: Max. 151°F (66°C), Min -31°F (-35°C)
- Full wave rectification installed inside the PT Control
- UL and cUL listed for use on fire doors
- Field reversible
- Key retracts latch mechanically
- See page 5 for additional details on EcoFlex technology

**Notes:** Repeated operation at voltage exceeding +/- 10% is not recommended



# Auxiliary Control


## PED5000 Series

### Auxiliary Controls

#### PED100 Series



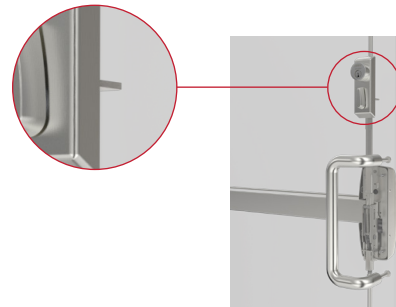
- Used with concealed vertical rod devices (PED5800)
- Engages with Auxiliary Control Link Assembly on vertical rod
- Wood doors require unit to be mounted approximately 4-5/8" above chassis centerline (see template MEDT70 for more details)
- Metal doors require unit to be mounted approximately 7-5/16" above chassis centerline (see template [MEDT7](#) for more details)



Wood




Metal



#### PED300 Series



- Used with surface vertical rod devices (PED5400)
- Engages with Inside Rod Actuator Assembly
- See installation instructions ([FM375](#)) for more details



### Inside Rod Actuator Assembly



- Used with surface vertical rod devices (PED5400)
- Attaches to top rod and engages with PED300 Series Auxiliary Control
- Packed standard with PED355 and PED359 Auxiliary Controls
- Part # 882F542
- See installation instructions ([FM375](#)) for details



# Trim and Pulls

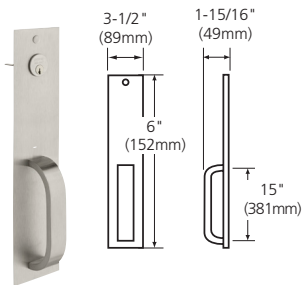
## PED5000 Series

### Trim and Pulls

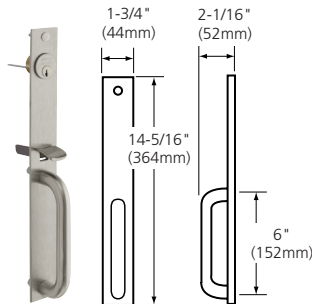


These trims are thrubolted, creating perfect alignment of center case, thumbpiece and cylinder, as required. Thrubolts pass through the chassis of the devices and are bolted directly to the trim. T33, T34, T36, T37 pulls are used with PED5247(A) only, they are identical to T33M, T34M, T36M, T37M pulls except the cylinder hole is located 3/8" (9mm) lower. The T3301 plate is a flat plate which can be used to cover existing door preps and is an ANSI/BHMA function 01. All trim and pulls are ADA compliant, except thumbpiece functions.

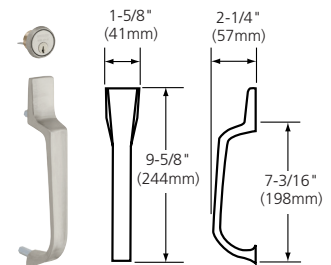
**T33**



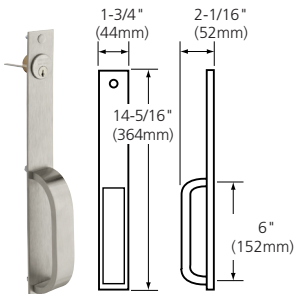
**T34**



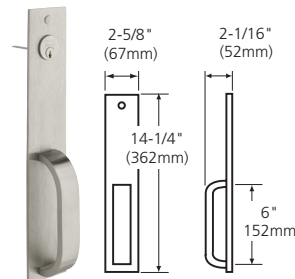
**T35**



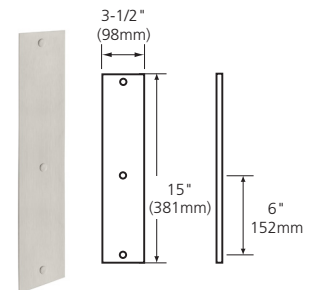
**T36**



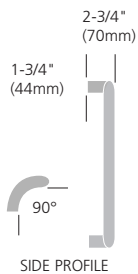
**T37**



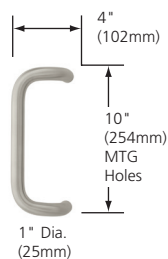
**T3301**



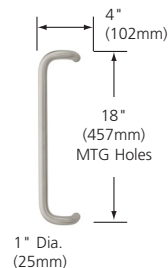
### Pulls



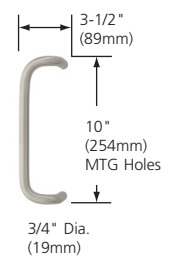
**P12**



**P13**



**P14**



### Notes:

- T34 trim is not available in 629 or 630.
- Pulls and thumb piece trims are not available in 618, 619, 625 or 626, except T34 is available in 618 & 619.

# Miscellaneous Trim

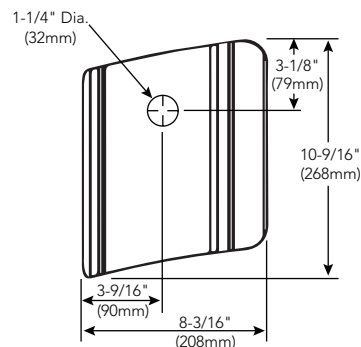
## PED5000 Series

### Anti Vandal Trim

Designed for exterior doors that require extra security or resistance to vandalism, anti-vandal trim plates have a matte plastic coated grip to provide a comfortable pull over wide temperature ranges. All plates are through-bolted with no exposed exterior fasteners for a cleaner look and increased security. Plates used on the active side of the door have an extended lip to provide extra protection for the latchbolt.

- Available with Night Latch (57) and Dummy Functions (40) only
- Not available with these options: D200, D214, PNL, M47, M23, M24, M25
- Styles with No protective lip (VT950PT & VT957PT) are used on inactive leaf doors
- #34 Rim Cylinder supplied for PED5240
- #41 Mortise Cylinder supplied for PED5640
- Heavy duty 12-gauge stainless steel
- Through-bolted for added strength
- Handed – Specify RHR or LHR
- 630 finish only
- ADA Compliant

Note: Anti Vandal Trim must be order separately



VT950PT



VTL9M57PT



VT957PT




VTL9M50PT



Part Number	Description	Application
VT950PT	No Protective Lip & No Cylinder	PED5240, PED5440, PED5440 M55, PED5640
VTL9M57PT	Protective Lip & Cylinder	PED5247 and PED5647
VT957PT	No Protective Lip & Cylinder	PED5247 and PED5647
VTL9M50PT	Protective Lip & No Cylinder	PED5240 and PED5640

### Key Only Trim

- Available as Cylinder Only
- Compatible with Nightlatch function (57) only
- Works with rim (PED5200) and mortise (PED5600) configurations only

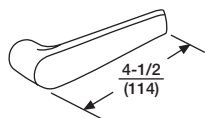


# Levers - Standard

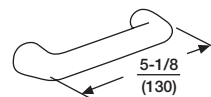
## PED5000 Series

### Standard Levers

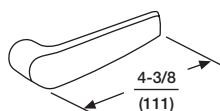
#### Armstrong (A)



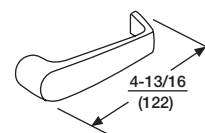
#### Lustra (L)



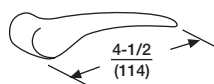
#### Citation (C)



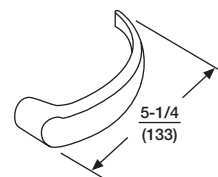
#### Newport (N)



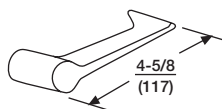
#### Dirke (D)



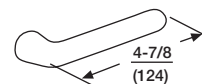
#### Princeton (P)



#### Essex (E)



#### Regis (R)



Note: Tactile warning options (M21, M23, M24, & M25) are available on all standard levers, except the Dirke lever. See page 104 for more details.




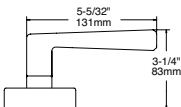

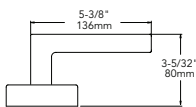

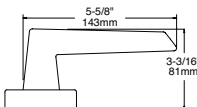

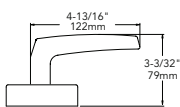

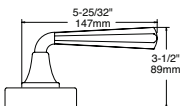

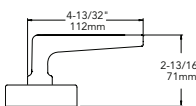

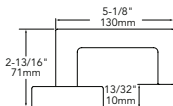

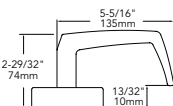
# Levers - Decorative

## PED5000 Series

### Muséo Line Levers

Muséo Line trim is available in a broad array of designs and finishes. It allows for uniformity throughout a facility using cylindrical locks, tubular locks, mortise locks, exit devices, and electronic access control products.

All levers meet ADA compliance for national codes. Visit the online Decorative Hardware Product Selector at [selector.corbinrusswin.com](https://selector.corbinrusswin.com) to mix and match styles and finishes.

Georges			Georgia		
139			102		
140 (handed)			103		
143			104 <sup>2</sup>		
			124 <sup>1</sup>		
			125 <sup>1</sup>		

1 Lever returns within 1/2" (13mm) of door face.


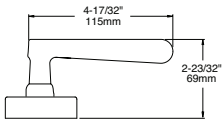

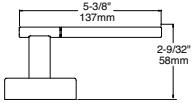

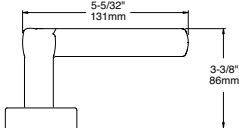

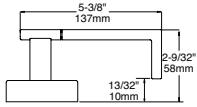

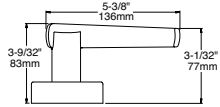

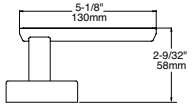

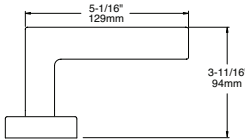

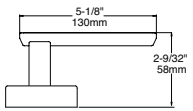

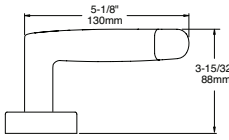

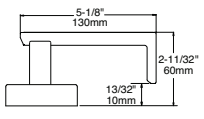

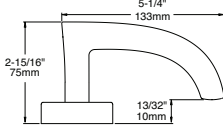

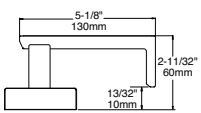

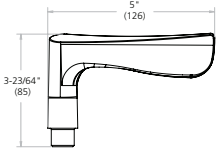
2 Not available in 32 or 32D finish.

Note: Tactile warning options ( M23, M24, & M25) are available on all Muséo Collection levers. See page 104 for more details.

Visit the online Decorative Hardware Product Selector at [selector.corbinrusswin.com](https://selector.corbinrusswin.com) to mix and match styles and finishes.

# Levers - Decorative

## PED5000 Series

Jackson (Handed Levers)			Josef <sup>2</sup>		
111 <sup>2</sup>			133		
112 <sup>2</sup>			134 <sup>1</sup>		
114 <sup>2</sup>			135 <sup>3</sup>		
115 <sup>2</sup>			136 <sup>3</sup>		
116 <sup>2</sup>			137 <sup>1,3</sup>		
131 <sup>1,2</sup>			138 <sup>1,3</sup>		
151					

1 Lever returns within 1/2" (13mm) of door face.

2 Not available in 32 or 32D finish.


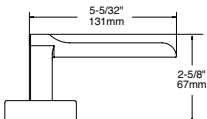

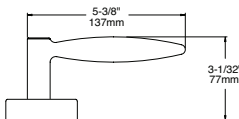

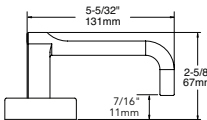

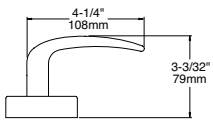

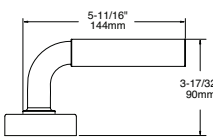

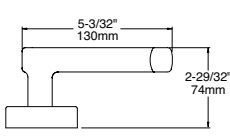

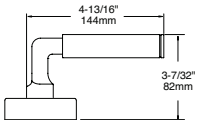

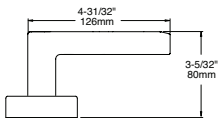

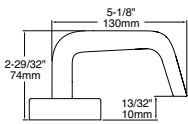

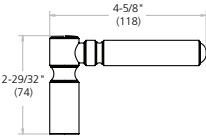
3 135-138 - Contain white or black polycarbonate inserts. Not available with MicroShield® antimicrobial coating.

Note: Tactile warning options ( M23, M24, & M25) are available on all Muséo Collection levers. See page 104 for more details.

Visit the online Decorative Hardware Product Selector at [selector.corbinrusswin.com](https://selector.corbinrusswin.com) to mix and match styles and finishes.

# Levers - Decorative

## PED5000 Series

Laszlo			Marc (Handed levers)		
147			105 <sup>2</sup>		
148 <sup>1</sup>			117 <sup>2</sup>		
149			119 <sup>2</sup>		
150			121 <sup>2</sup>		
			126 <sup>1,2</sup>		
			152		

1 Lever returns within 1/2" (13mm) of door face.


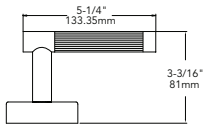

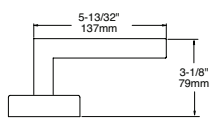

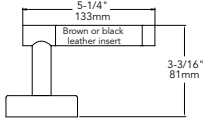

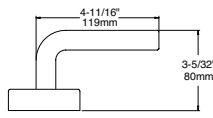

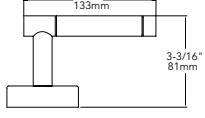

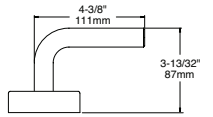

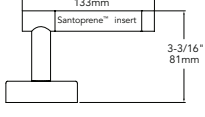

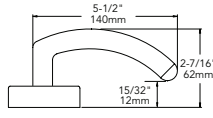

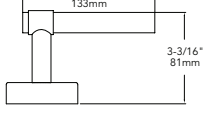

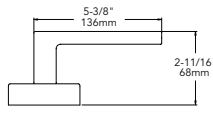

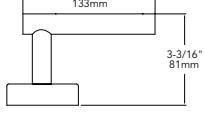

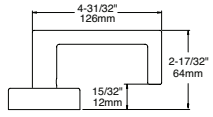

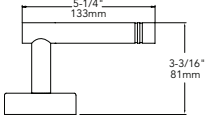

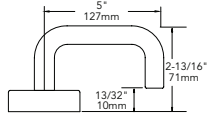
2 Not available in 32 or 32D finish.

Note: Tactile warning options ( M23, M24, & M25) are available on all Muséo Collection levers. See page 104 for more details.

Visit the online Decorative Hardware Product Selector at [selector.corbinrusswin.com](https://selector.corbinrusswin.com) to mix and match styles and finishes.

# Levers - Decorative

## PED5000 Series

Piet <sup>2</sup>			Salvador		
21G			106		
21L			107		
21M			108		
21S			109		
23M			110		
25M			123 <sup>1</sup>		
27M			128 <sup>1</sup>		

1 Lever returns within 1/2" (13mm) of door face.

2 Not available in 32 or 32D finish.

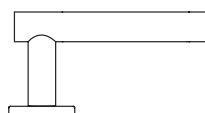
Note: Tactile warning options ( M23, M24, & M25) are available on all Muséo Collection levers. See page 104 for more details.

Visit the online Decorative Hardware Product Selector at [selector.corbinrusswin.com](https://selector.corbinrusswin.com) to mix and match styles and finishes.

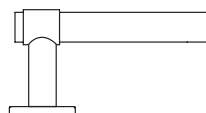
# Levers - Decorative

## PED5000 Series

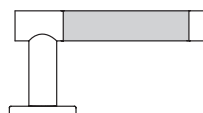
### Piet Levers



25M, 27M



23M



21G, 21L, 21M\*\*, 21S

### Piet Finish Codes

ANSI/BHMA Finish	Corbin Russwin Finish	Piet Code*	Description
630	630	30	Satin Stainless Steel
629	629	29	Bright Stainless Steel
613E	613E	3E	Dark Oxidized Satin Bronze, Equivalent
N/A	BSP	BS	Black Suede Powder Coat
N/A	WSP	WS	White Suede Powder Coat
N/A	N/A	BK	Black (Santoprene™ or leather insert)
N/A	N/A	BN	Brown (leather insert)

\*Code used to specify Piet Series finishes only. Use available finishes list to specify desired finish when ordering.

### Piet Lever Descriptions and Available Finishes

Lever Designation	Lever Description	Available Finishes (AS ORDERED)
21G	Grooved Insert	3030, 2929, 2930, 3029, 3E3E, BSBS or WSWWS
21L	Leather Insert	30BK, 30BN, 29BK, 29BN, 3EBK3E, BSBKBS, WSBKWS, 3EBN3E, BSBNBS or WSBNWS
21M	Satin Metal Insert	2930** only (SEE NOTATION)
21S	Santoprene Insert	30BK, 29BK, 3E3E, BSBS or WSWWS
23M	Raised Band	2930, 2929, 3030, 3029, 3E3E, BSBS or WSWWS
25M	Plain	2929, 3030, 3E3E, BSBS or WSWWS
27M	Two Grooves	2929, 3030, 3E3E, BSBS or WSWWS

\*\*Notes for two-tone finishes:

- 2930 Finish: grip of lever is 630, balance of lever is 629. Escutcheon and lock finish will be 618.
- 3029 Finish: grip of lever is 629, balance of lever is 630. Escutcheon and lock finish will be 619.

To order Piet Series levers with Corbin Russwin products, see the examples below. When specifying finish, use the last two digits of the BHMA standard finish code, i.e. use "29" for polished stainless, BHMA finish 629.

# Electrical Options

## PED5000 Series

### Electrical Options

The following primary options are available with these additional compatible options.

A	Fire-rated	D, M61, M91, M92, M92 ERM, M97, MELR, M93
D**	Self Contained Delayed Egress	A
M52	Cylinder Dogging	M91, M92, M92 ERM, M97, MELR
M61*	Alarmed Exit	A, M91, M97, 5CH, M92, M92 ERM
M91	Latch Monitoring	A, M52, M61, M92, M92 ERM, M97, MELR, M93, 5CH
WM91	Weatherized Latchbolt Monitoring	WM92, WM92-ERM, WM9, WH
M92	Request to Exit	A, M52, M91, M97, MELR, 5CH, M61
WM92	Weatherized Request to Exit	WM91, WM93, WH
M92 ERM	Double Touchbar Monitoring	A, M52, M91, M97, MELR, M61, 5CH
WM92 ERM	Double Weatherized Touchbar Monitoring	WM91, WM92, WH
M93	Lever Monitoring	A, D, M52, M61, M91, ,92, M92 ERM, M97, MELR, 5CH
WM93	Weather Resistant Monitors PT lever movement with Internal micro switch in PT control	WM91, WM92, WM92-ERM, WH
M97	Electric Dogging	A, M52, M61, M91, M92, M92 ERM, M114
M114	Hex Key Dogging	M97, MELR
MELR	Electric Latch Retraction	A, M52, M91, M92, M92 ERM, M114, VLR, M93
WH	Weep Holes	WM91, WM92, WM92-ERM, WM93
5CH	5lb. Pressure Release	M91, M92, M93, MELR, M61, GL, M97

\* The M61 design includes monitored push rail

\*\* The D design includes monitored push rail and latch

### M61 Alarm Option



Corbin Russwin exit devices with the alarm option are designed for areas requiring a stand-alone alarm on outward swinging doors. This device contains an internal battery and the alarm is integrated in the push rail to discourage the unauthorized use of emergency exit doors. The alarm inside the rail sounds immediately upon exit. The PED5000 Series is ideal for rear exterior doors, doors leading to a rooftop, or anywhere security is a concern. Warning Decal "EMERGENCY EXIT-ALARM WILL SOUND" provided.


Minimum door widths:

- Wide stile door 32"
- Narrow stile door 31"

# Electrical Options (cont.)

## PED5000 Series

### M91 Latch Bolt Monitoring



The latchbolt monitoring option detects when the latch is moved, not just rail movement sensing. The monitor switch is activated when the rail is depressed or when there is movement of the latch and can be used to send a notification to the building's security system.

- Switch type SPDT form "C" contacts
- 30VDC@2 Amp. maximum rating
- Wires are routed thru the rail (See page 4 for more details)
- Available for all door widths
- Adjustable switch bracket to fine tune sensitivity: set screw pivot bracket allows precise adjustment for more accurate notification of latchbolt movement (PED5200 Series only)
- See McKINNEY's Transfer Device Solutions Catalog for QC Hinge and cable requirements

# Electrical Options (cont.)

## PED5000 Series

### M92 Request to Exit



The Request-to-Exit option provides includes a signal switch to monitor if push rail is depressed. The switch can be used to activate a variety of features, such as sound and alarm, initialize a delay egress system, or de-energize an electromagnetic lock.

**Switch type SPDT form "C" contact**

- 30 VDC@2 Amp. maximum rating
- All wires run through rail
- Available with all PE Series devices
- See page 70 for compatible options

**Minimum Door Widths:**

- Wide Stile Door 26"
- Narrow Stile door 26"

See McKINNEY Transfer Device Solutions Catalog for QC Hinge and cable requirements.

### M92 ERM Double Touchbar Monitoring



The Double Touchbar Monitoring option provides two independent switches to monitor if push rail is depressed. This option can be used when integration to security and/or access control system requires separate switches.

**Switch type SPDT form "C" contact**

- 30 VDC@2 Amp. maximum rating
- All wires run through rail
- Available with all PE Series devices
- See page 70 for compatible options

**Minimum Door Widths:**

- Wide Stile Door 26"
- Narrow Stile door 26"

See McKINNEY Transfer Device Solutions Catalog for QC Hinge and cable requirements.

### M92- Request to Exit Retrofit Kit

- Available for all rail sizes.
- Compatible with M91 and M93 options.
- Kit includes the harness assembly.

Kit #	Option	Rail Size	Compatible Options
896F18	M92	W032/W036	M91
896F19		W042/W048	M91
896F20		W032/W036	M91 M93
896F21		W042/W048	M91 M93
896F22	M92 ERM	W032/W036	M91
896F23		W042/W048	M91
896F24		W032/W036	M91 M93
896F25		W042/W048	M91 M93


Note: The M92 retrofit harness is available with M91 and M93 option compatibility. M91 (Latchbolt Monitoring) chassis assemblies and M93 (PT Lever Monitoring) trim sold separately.



# Electrical Options (cont.)

## PED5000 Series

### M93 Lever Monitoring



The lever monitoring option identifies when the lever is rotated. When this happens, the monitor switch is activated and can be used to send a notification to the building's security system.

- Available with Wide or Narrow stile trim
- Requires x800PT/x900PT trim with these functions 10, 45, 49, 903, 905, 910, and 930
- Requires a McKinney QC8 Hinge for M93
- Wires are routed thru the rail (See page 4 for more details)
- Switch type SPDT form "C" contacts
- 30VDC @ 2 Amp. maximum rating
- Monitors lever rotation, can be incorporated into alarm systems or in conjunction with an electromagnet
- Not available with Freewheeling Trim

# Electrical Options (cont.)

## PED5000 Series

### Weather Resistant



*Rain-Resistant Weatherized Exit Device*



*Snow-Resistant Weatherized Exit Device*



*Weatherized Exit Device*

Weather Resistant Rim Exit Devices is available with switches option. Designed to withstand environmental elements for doors or gates used in outdoors or in moist environments that require switch monitoring

In addition to standard BHMA and UL testing, these Weather Resistant switch options were tested to the following standards to Mil 810F(G), 509.4 - Salt Fog, Mil 810F(G), 506.4 - Driving Rain Procedure 1, UL 1034 Temperature Section 34. and UL 1034 Dust Section 54.

#### Switch options available:

- WM91 Weather Resistant Latchbolt Monitoring
- WM92 Weather Resistant Request to Exit
- WM92-ERM Double Weather Resistant touchbar Monitoring
- WM93 Weather Resistant Monitors PT lever movement with Internal micro switch in PT control

#### Available finishes:

- 605, 606, 611, 612, BSP, 613E, 613L and WSP.
- For 626 and 630 Weather Resistant finishes must be order as 626LF and 630LF Clear Lacquer Finish.

Weatherized Switches and Weep Holes are available with all the mechanical options for PED5200 only.

#### How To Order:

PED5201 WH W92 630LF W036

# Electrical Options (cont.)

## PED5000 Series

### M97 Electric Dogging



Libraries, auditoriums, theaters, courtrooms, churches and schools benefit from the convenience of electric dogging (unlocking). When the exit device is energized and the push rail is depressed, it will continuously hold the push rail down and the latch(es) will be held retracted.

When the device is de-energized or power is interrupted, the latch(es) will extend. This feature is ideal for areas that require the silent operation of exit device hardware.

#### Features

- Wires are routed thru the rail (See page 4 for more details)
- Provides quiet ingress and egress when dogged
- Standard electric hinge - no special power transfer required
- Manual hex key dogging provided on non-fire-rated devices
- UL Listed for Panic and Fire (A)
- Holding force 70 lbs. min.
- Power Requirements: 24VDC regulated/filtered power supply
- Current draw: 0.2 Amp
- Not available on PED5400 FE devices
- Available for all door widths
- See McKinney's Transfer Device Solutions Catalog for QC Hinge and cable requirements

#### Optional Accessory

- BPS Power Supply (see page 100)

# Electrical Options (cont.)

## PED5000 Series

### MELR Electric Latch Retraction



The Electric Latch Retraction exit device option (MELR) is the perfect choice for high traffic entrance and exit doors that require remote unlocking or remote dogging. It utilizes a latch retraction motor ensuring quiet operation which is ideal for locations such as conference rooms, theaters and libraries. Once retracted, the door functions in a push/pull manner. The MELR allows the exit device to be dogged for momentary ingress and egress and is commonly used in conjunction with an automatic door operator. The device can even be dogged continuously on fire-rated devices that are tied into the building's fire detection system.

#### Key Features


- 5 year warranty
- Field serviceable -modular design
- Motor driven latch retraction for smooth, precise operation
- Amount of rail retraction is automatically controlled by the MELR circuitry; System actively monitors its position and adjusts itself
- Digital retraction timer (0-20 seconds; factory setting is 5 seconds)
- Non-contact Request-to-Exit (M92) switch available
- Standard electric hinge - no special power transfer required
- Wires are routed thru the rail (See page 4 for more details)
- Can be used for continuous and intermittent use
- UL Listed for Class II Circuitry
- Current draw: .65A during retraction and .2A maintained in dogged hold position
- Requires 1A at 24VDC regulated/filtered power supply
- Minimum Door Widths:
  - Wide Stile Door 28"
  - Narrow Stile Door 28"
- See McKINNEY's Transfer Device Solutions Catalog for QC Hinge and cable requirements

**Note:** M114 and M52 are not available for Fire Rated Doors

**Note:** The MELR option is not supplied with Manual Dogging (Hex Key or Cylinder Dogging) unless specified

### P56 Electric Latch Retraction Retrofit Kit

- Available for E, F, G and J rail sizes.
- Minimum Door Widths:
  - Wide Stile Door 28"
  - Narrow Stile Door 28"
- Available with M91, M92, M92 ERM, M93 AND 5CH options



#### How to order:

Kit #	Rail Size	Stile	Options
PMELR-	36	W	M92

Kit Includes: Carrier Assembly (includes motor assembly and controller) and dogging slope plug for hex key devices

### Optional Accessory

- BPS Power Supply (see page 98)

# Electrical Options (cont.)

## PED5000 Series

### VLR Latch Retraction Override



The VLR option provides a robust lockdown solution for high-occupancy areas, ensuring both security and free egress in emergencies. VLR provides for a manual override of motorized electric latch retraction, offering enhanced security during critical situations.

- VLR allows for immediate manual lockdown by overriding the latch retraction, ensuring that the door is secure from unauthorized entry while maintaining free egress.
- Equipped with easy-to-read visual indicators, the device shows a red, backlit, 'secure' window when locked, providing instant feedback to occupants and first responders.
- Lockdown can be activated with a simple turn of the key or thumb turn, overriding the latch retraction mechanism to secure the door.
- Minimum Door Widths:
  - Wide Stile Door 30"
  - Narrow Stile Door 30"

Note: Rings and Collars will be required for proper operation for cylinders other than the standard 6P

Note: Must be ordered with the MELR option

# Electrical Options (cont.)

## PED5000 Series

### D Self Contained Delayed Egress



The Delayed Egress option sounds an alarm within the rail when the exit device push pad is pressed down, in order to alert personnel that someone is attempting to exit. The exit device is preset to remain locked for 15 seconds (field adjustable to 5, 10, 20 or 40 seconds), allowing time for authorized personnel to respond. This can be done by inserting a key into the cylinder on the rail or via a remote location. When the connected fire alarm system is activated, the exit device disarms and allows immediate egress.

#### Specifications

- Rod guards must be used on surface vertical rod devices. Consult factory for more information
- Not available with hex key dogging
- Provided less cylinder unless specified
- Field adjustable momentary time delay preset for five seconds at factory
- 80DB horn enclosed in rail assembly
- Uses standard electric hinge - no special power transfer required
- Wires are routed thru the rail (See page 4 for more details)
- Guarded and monitored latch and rail standard
- Power requirements: 1A @ 24VDC regulated/filtered power supply
- Key override capabilities
- Rail projects 1/2" more than standard rail (see page 59)
- Current draw: 0.3 Amp Nominal, 0.9 Amp (max) with optional features
- Minimum door widths:
  - Wide stile door 31"
  - Narrow stile door 29"
- Ability to gang up to 12 doors
- Shipped with decal "emergency exit only. Push until alarm sounds. Door can be opened in 15 seconds"
- See MCKINNEY'S transfer device solutions catalog for QC hinge and cable requirements

#### Installation and maintenance

- Diagnostic LEDs on PC board for easy troubleshooting

#### Optional Accessory

- BPS Power Supply (see page 100)

#### Compliance

- Conforms to NFPA 101 special locking arrangements
- Available in UL listed panic and fire-rated (A option) devices
- UL294 listed for special locking arrangements
- ULC S533 listed for egress door securing and releasing devices

#### Operation

- Depressing the push rail for one second or longer initiates an alarm
- LED visual notification system for easy identification of armed device; LED lights are field selectable as red or green
- Momentary or maintained egress with key or from a remote location
- Alarm disabled by key in the rail or by remote reset
- Alarm sounds for 15 seconds during unauthorized egress attempt; after 15 seconds lock releases. 5, 10, 20 or 40 second option available.
- Field adjustable nuisance delay (0 or 1 second)
- External inhibit features with authorized egress, card reader access and scheduled delayed egress from access control panel

# Mechanical Options

## PED5000 Series

Certifications	A	Fire Rated
	FE	FEMA Rated
	HC	Hurricane Rated
	M107	Windstorm Rated
Cylinder	LC	Less Cylinder
Dogging	M52	Cylinder Dogging
	M51	Less Dogging
Door Type	AD	Aluminum Doors
	MD	Metal Doors
	WD	Wood Doors
	D200	2" doors and/or panels (specify door thickness, panel thickness & location as required)
	D214	2-1/4" doors and/or panels (specify door thickness, panel thickness & location as required)
End Cap	M111	Overlap End Cap
Fasteners	M04	Security Fasteners
	M54	Thrubolts
Finishes	C	MicroShield
Indicator	M48	Passive Dogging Indicator
	M47	Trim Status Indicator
Latching	M03	Dropdown Bottom Latchbolt (PE5400 only)
	GL	Guarded Latch
	M55	Less Bottom Rod
Luminescence	M49	Photoluminescent
Rail Force	5CH	5lb Pressure Release
Tactile Warning	M21	Tactile Warning - Milled Outside Lever
	M23	Tactile Warning - Abrasive Strip on Rail
	M24	Tactile Warning - Abrasive Coating on Outside Lever
	M25	Tactile Warning - Abrasive Strip on Rail & Abrasive Coating on Outside Lever

# Mechanical Options (cont.)

## PED5000 Series

### M47 Trim Status Indicator

- Displays whether the outside trim has been secured by the inside cylinder
- Used on functions when key outside retracts latch and key inside unlocks/locks trim
- Available on PED5242 and PED5242T functions only
- Red icon indicates locked
- Green icon indicates unlocked
- Must be ordered less dogging (M51)
- Uses CR1000 mortise cylinder (must be specified with order)



### M48 Passive Dogging Indicator

- Unlocked green padlock icon displayed when pushpad is in dogged position
- Indicates dogging status in a subtle way
- Visible from a distance
- Not available with Fire rated devices





# Mechanical Options (cont.)

## PED5000 Series


### Active Dogging Indicator

The Active Dogging Indicator enables facility managers to check door status from within the room, reducing the time needed to confirm the security of each door through easily visible visual confirmation.

Additionally, there is a Thumbturn cylinder option for simplified door locking during stressful situations, accompanied by an Engraving Option that includes a "Lock" symbol with a directional arrow, specifically designed for high-occupancy areas.

#### Applications

- Auditoriums
- Cafeterias
- Gymnasiums
- Hospitals



#### Features

- Active Dogging Indicator is available with:
  - Hex Key Dogging Indicator
  - Cylinder Dogging Indicator
  - Thumb turn Indicator
- Larger viewing window
- Highly reflective coating indicator to increase visibility in low-light conditions
- Uses mortise cylinder for Cylinder Dogging











#### Functions

- Available to standard rail functions for Wide Stile PED5200, PED5400, PED5600 and PED5800 exit devices.
- Available with Electrical Options M91, M92, M93 and M92 ERM.
- Not available with A, MELR, VLR, D, M97, M61, M23, M24 and M25.

# Mechanical Options (cont.)

## PED5000 Series

### Indicator Option Codes

Active Dogging Indicator Option Codes		
Option	Description	
V01	Single Indicator Inside - Unlocked/Locked - Green/Red	 
V03	Single Indicator Inside - Icons Only - Green/Red	 
V04	Single Indicator Inside - Unlocked/Locked - White/Red	 
V06	Single Indicator Inside - Icons Only - White/Red	 
EMD	Inside Engraving with "Lock" and Directional Arrow	
French Indicator Option Codes		
V01F	Single Indicator Inside – Ouvert/Fermé – Green/Red	 

### Engraving Options

Engraving is available as EMD option code for all functions when ordered with Active Dogging Indicator Exit Devices.

- Laser engraving with "LOCK" and directional arrow
- Only available in the following finishes: 605, 606, 629 and 630
- Door handing must be specified

### How to order examples

#### Device with Trim

Device Type	Function	Options	Trim	Finish-Outside	Hand	Optional Strike	Finish-Inside	Door Width
PED52	47	V01 (Hex Key Dogging) <sup>1</sup>	A947PT	626	RHR	644	630	W036
		V01 M52 (Cylinder Dogging) <sup>1,2,3,4</sup>						
		V01 M52 (Thumb Turn Dogging) <sup>1,2,4,5</sup>						

#### Device Only

Device Type	Function	Options	Hand	Optional Strike	Finish	Door Width
PED52	47	V01 (Hex Key Dogging) <sup>1</sup>	RHR	644	630	W036
		V01 M52 (Cylinder Dogging) <sup>1,2,3,4</sup>				
		V01 M52 (Thumb Turn Dogging) <sup>1,2,4,5</sup>				

1 Handing must be specified

2 Must be ordered with M52 - Cylinder Dogging

3 Must use with CR1000 cylinder. Example CR1000-118-A07-630. Order and shipped separately. Reference to cylinder catalog.

4 Available with 118, 114 and 138, mortise cylinder lengths

5 Must order CR1300 thumb turn. Example CR1300-118-A07-630. Order and shipped separately. Reference to cylinder catalog

# Mechanical Options (cont.)

## PED5000 Series

### M49 Photoluminescence

PathLite – photoluminescent push is a non-electrical option which provides visibility in darkness or low light areas.


- Approved for use in New York City in accordance with RS 6-1 and RS 6-1A
- Recharges from ambient light
- No wiring or maintenance needed
- Available for all door widths



### M52 Cylinder Dogging

Located in the rail insert, cylinder locks the rail in retracted position.

- CR1000 mortise cylinder required. Must be specified with order.
- Requires a 27" minimum door width
- Not available with Fire-rated, PED5400 FE, D and M61



# Mechanical Options (cont.)

## PED5000 Series

### Thurbolt (TB) Applications


- Used on rail and chassis
- Used on case and guides (if applicable)

Device	Location	Qty.	Door Thickness	
			1-3/4"	2-1/4"
PED5400	Rail & Chassis	4	871F34	871F35
	Cases & Guides	10	871F36	871F37
PED5400A PED5400 HC PED5400 HC4	Rail, Chassis, Cases, & Guides	16	871F38	871F39
PED5400 M55	Rail, Chassis, Case, & Guides	12	871F40	871F39
PED5200 PED5600 PED5800	Rail & Chassis	4	870F34	871F35

PED5200



PED5400  
PED5400 HC  
PED5400 HC4



PED5600



PED5800



# Mechanical Options (cont.)

## PED5000 Series


### Shelter PED5267 Function

The Corbin Russwin 67 function enables shelter in place during emergencies. By simply pressing the red button located on the exit device's main cover, the outside trim is disabled, security the room.

- Bright red button is easy to identify quickly and easy to push.
- Available with the M47 indicator option which provides clear indication of the shelter in place status.
- Perfect for providing increased safety to higher capacity educational, health care and office spaces.
- Exiting the room/pushing on the push pad, and/or utilizing the override cylinder will return the device to normal operation.
- Compatible with wide and narrow stile trims.
- Trim allows access at all times except when disabled by the shelter function, causing it to freewheel.

Not available with: M48, M52, M91, M61, WH, 5CH, GL, HC, M107, Weather Resistant Options

Must be ordered with M51 less dogging option - Not compatible with any dogging options



# Cylinder Options

## PED5000 Series

### Thicker Doors Specifications

- Convenient for applications requiring durability, improved insulation, and resilience to heavy use.
- Door thickness above standard 1 3/4" available over 2.5" to 5" thick based on function limitation below:

#### Device with Trim

Function	Max. Door Size	Trim	Door Size
RIM	PED5242	900PT/800PT	up to D250
	PED5257	900PT/800PT	
	PED52903	900PT/800PT	
	PED52905	900PT/800PT	
	PED5210	900PT/800PT	
	PED5250	900PT/800PT	up to D500
	PED5255	900PT/800PT	
	PED5259	900PT/800PT	
	PED52910	900PT/800PT	
	PED52930	900PT/800PT	
SVR	PED5410	900PT/800PT	up to D500
	PED5450	900PT/800PT	
	PED5455	900PT/800PT	
	PED5459	900PT/800PT	
	PED54930	900PT/800PT	

#### How to order:

PED5455 N955PT 626 RHR 630 D500 W036

#### Device with Auxiliary Control

Device	Function	Aux Control	Door Size
RIM	PED54930	PED359	Up to D475
SVR	PED5455	PED359/PED355	
	PED54910	PED359	

#### How to order:

PED5455 PED355 626 RHR 630 D475 W036

# Cylinder Options

## PED5000 Series

### Cylinder and Keying

Description	Specify
Conventional 6-pin	6P
Conventional 7-pin	7P
<b>LFIC</b>	
LFIC 6-pin	C6
LFIC 6-pin less core	CL6
IC 6-pin w/ temporary construction core	CT6
LFIC 6-pin with temporary construction core (Red)	CT6R
LFIC 6-pin with temporary construction core (Blue)	CT6B
LFIC 6-pin with temporary construction core (Green)	CT6G
LFIC 6-pin with temporary disposable core	CT6D
LFIC 7-pin	C7
LFIC 7-pin less core	CL7
IC 7-pin w/ temporary construction core	CT7
LFIC 7-pin with temporary construction core (Red)	CT7R
LFIC 7-pin with temporary construction core (Blue)	CT7B
LFIC 7-pin with temporary construction core (Green)	CT7G
LFIC 7-pin with temporary disposable core	CT7D
<b>SFIC</b>	
SFIC 6-pin	C6S
SFIC 6-pin with temporary construction core (Blue)	CT6SB
SFIC 6-pin with Less Core	CLS6
SFIC 6-pin with SFIC disposable temporary core	CT6SD
SFIC 7-pin	C7S
SFIC 7-pin with temporary construction core (Blue)	CT7SB
SFIC 7-pin with Less Core	CLS7
SFIC 7-pin with SFIC disposable temporary core	CT7SD
<b>Security</b>	
Security	HS
Security IC	CHS
<b>Access 3®</b>	
Access 3® - Patented	AP
Access 3® - Security	AS
Access 3® - High Security	AHS
Access 3® IC - Patented	ACP
Access 3® IC - Security	ACS
Access 3® IC- High Security	ACHS
<b>Pyramid</b>	
Pyramid Security fixed core	PS
Pyramid Security IC	PCS
Pyramid High Security fixed core	PHS
Pyramid High Security IC	PCHS
Pyramid IC with temporary construction core	CTP
Pyramid IC with temporary disposable core	CTPD
Pyramid IC less core	CLP

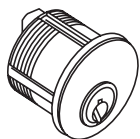
Description	Specify
<b>UL Housing</b>	
UL IC 6-pin housing less core	CL6AH
UL IC 6-pin housing w/ disposable core	CTAHD
UL IC 6-pin w/ temporary construction core (red)	CT6AHR
UL IC 6-pin w/ temporary construction core (blue)	CT6AHB
UL IC 6-pin w/ temporary construction core (green)	CT6AHG
<b>Keying and Keys</b>	
0-bitted with 2 blank keys	(standard)
Keyed random	KR
Construction master keyed	CMK
2 keys per lock	(standard)
More than 2 keys	KY# (e.g., KY6)
<b>Visual key control (VKC)</b>	
No keying data stamped on key or cylinder	VKC0
Keys only	VKC1
Cylinders and keys (not for HS, CHS, PHS or PCHS)	VKC2
Cylinders only (not for HS, CHS, PHS or PCHS)	VKC3
<b>Concealed key control (CKC)</b>	
CKC cylinders with VKC keys	CKC2
CKC cylinders only (not for HS, CHS, PHS or PCHS)	CKC3

# Cylinder Options (cont.)

## PED5000 Series

### CR800PT/CR900PT Series Lever Trim

Mortise cylinders



DESCRIPTION	QUICK CODE	800PT, 900PT, 8M00PT, 9M00PT, 8CV00PT, 9CV00PT	8M00PT, 9M00PT	
		45, 49, 55, 59 Functions (Requires cylinder collar)	47, 57, 903, 905 Functions	
		All Door Thicknesses	Door Thickness	
			1-3/4" - 2"	2-1/4"
6 Pin Cylinder Assembly	6P	1000-118-A07	1000-134-A07	1000-200-A07
7 Pin Cylinder Assembly	7P	1000-114-A07-7	1000-134-A07-7	1000-200-A07-7
IC 6-Pin	C6	1080-114-A07	1080-134-A07	1080-200-A07
IC 6pin Less Core	CL6	1070-114-A07	1070-134-A07	1070-200-A07
IC 6-pin w/temporary construction core	CT6	1080-114-A07 X CT6	1080-134-A07 X CT6	1080-200-A07 X CT6
IC 6-Pin w/Red Const Core	CT6R	1080-114-A07 X CT6R	1080-134-A07 X CT6R	1080-200-A07 X CT6R
IC 6-Pin w/Blue Const Core	CT6B	1080-114-A07 X CT6B	1080-134-A07 X CT6B	1080-200-A07 X CT6B
IC 6-Pin w/Green Const Core	CT6G	1080-114-A07 X CT6G	1080-134-A07 X CT6G	1080-200-A07 X CT6G
IC 6-Pin (Disposable Core)	CT6D	1080-114-A07 X CL6D	1080-134-A07 X CL6D	1080-200-A07 X CL6D
IC 7-Pin	C7	1080-114-A07-7	1080-134-A07-7	1080-200-A07-7
IC 7-Pin Less Core	CL7	1070-138-A07-7	1070-134-A07-7	1070-200-A07-7
IC 7-pin w/temporary construction core	CT7	1080-138-A07-7 X CT7	1080-134-A07-7 X CT7	1080-200-A07-7 X CT7
IC 7-Pin w/Red Const Core	CT7R	1080-138-A07-7 X CT7R	1080-134-A07-7 X CT7R	1080-200-A07-7 X CT7R
IC 7-Pin w/Blue Const Core	CT7B	1080-138-A07-7 X CT7B	1080-134-A07-7 X CT7B	1080-200-A07-7 X CT7B
IC 7-Pin w/Green Const Core	CT7G	1080-138-A07-7 X CT7G	1080-134-A07-7 X CT7G	1080-200-A07-7 X CT7G
IC 7-Pin (Disposable Core)	CT7D	1080-138-A07-7 X CT7D	1080-134-A07-7 X CT7D	1080-200-A07-7 X CT7D
SFIC 6-Pin	C6S	1050-114-A07	1050-134-A07	1050-200-A07
SFIC 6-Pin w/ Blue Construction Core	CT6SB	1050-114-A07 X CT6SB	1050-134-A07 X CT6SB	1050-200-A07 X CT6SB
SFIC 6-Pin Less Core	CLS6	1040-114-A07	1040-134-A07	1040-200-A07
IC 6-Pin w/SFIC Disposable Core	CT6SD	1050-114-A07 X CT6SD	1050-134-A07 X CT6SD	1050-200-A07 X CT6SD
SFIC 7-Pin	C7S	1050-138-A07-7	1050-134-A07-7	1050-200-A07-7
SFIC 7-Pin w/ Blue Construction Core	CT7SB	1050-138-A07-7 X CL7SB	1050-134-A07-7 X CL7SB	1050-200-A07-7 X CL7SB
SFIC 7-Pin Less Core	CLS7	1040-138-A07-7	1040-134-A07-7	1040-200-A07-7
IC 7-Pin w/SFIC Disposable Core	CT7SD	1050-138-A07-7 X CL7SD	1050-134-A07-7 X CL7SD	1050-200-A07-7 X CL7SD
Security	HS	1010-114-A07	1010-134-A07	1010-200-A07
Security IC	CHS	1090-114-A07	1090-134-A07	1090-200-A07
Access 3® Patented	AP	1500-114-A07	1500-134-A07	1500-200-A07
Access 3® Security	AS	1600-114-A07	1600-134-A07	1600-200-A07
Access 3® High Security	AHS	1700-114-A07	1700-134-A07	1700-200-A07
Access 3® IC Patented	ACP	1580-114-A07	1580-134-A07	1580-200-A07
Access 3® IC Security	ACS	1680-114-A07	1680-134-A07	1680-200-A07
Access 3® IC High Security	ACHS	1788-114-A07	1788-134-A07	1788-200-A07
Pyramid Security	PS	1027-114-A07	1027-134-A07	1027-200-A07
Pyramid Security IC	PCS	1037-114-A07	1037-134-A07	1037-200-A07
Pyramid High Security	PHS	1020-114-A07	1020-134-A07	1020-200-A07
Pyramid High Security IC	PCHS	1030-114-A07	1030-134-A07	1030-200-A07
Pyramid IC (Constr. Core)	CTP	1080-114-A07 X CTP	1080-134-A07 X CTP	1080-200-A07 X CTP
Pyramid IC (Disposable Core)	CTPD	1080-114-A07 X CTPD	1080-134-A07 X CTPD	1080-200-A07 X CTPD
Pyramid IC Less Core	CLP	1070-114-A07	1070-134-A07	1070-200-A07
UL IC 6-pin housing less core*	CL6AH	1078-114-A07	1078-134-A07	1078-200-A07

\*Cylinder cores for UL IC purchased separately

Note: See page 93 for cylinder collar sizes

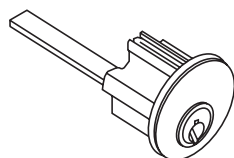


# Cylinder Options (cont.)

## PED5000 Series

### CR800PT/CR900PT Series Lever Trim

Rim cylinders



Description	Quick Code	8M00PT, 9M00PT	
		42, 47, 57, 67, 903, 905 Functions	
		Door Thickness	
		1-3/4"	2 - 2-1/4"
6 Pin Cylinder Assembly	6P	3000-200	3000-312
7 Pin Cylinder Assembly	7P	3000-200-7	3000-312-7
IC 6-Pin	C6	3080-178	3080-318
IC 6pin Less Core	CL6	3070-178	3070-318
IC 6-pin w/ temporary construction core	CT6	3080-178 X CT6	3080-318 X CT6
IC 6-Pin w/Red Const Core	CT6R	3080-178 X CT6R	3080-318 X CT6R
IC 6-Pin w/Blue Const Core	CT6B	3080-178 X CT6B	3080-318 X CT6B
IC 6-Pin w/Green Const Core	CT6G	3080-178 X CT6G	3080-318 X CT6G
IC 6-Pin (Disposable Core)	CT6D	3080-178 X CT6D	3080-318 X CT6D
IC 7-Pin	C7	3080-178-7	3080-318-7
IC 7-Pin Less Core	CL7	3070-178-7	3070-318-7
IC 7-pin w/ temporary construction core	CT7	3080-178-7 X CT7	3080-318-7 X CT7
IC 7-Pin w/Red Const Core	CT7R	3080-178-7 X CT7R	3080-318-7 X CT7R
IC 7-Pin w/Blue Const Core	CT7B	3080-178-7 X CT7B	3080-318-7 X CT7B
IC 7-Pin w/Green Const Core	CT7G	3080-178-7 X CT7G	3080-318-7 X CT7G
IC 7-Pin (Disposable Core)	CT7D	3080-178-7 X CT7D	3080-318-7 X CT7D
SFIC 6-PIN	C6S	3050-178	3050-318
SFIC 6-Pin w/Blue Construction Core	CT6SB	3050-178 X CT6SB	3050-318 X CT6SB
SFIC 6-Pin Less Core	CLS6	3040-178	3040-318
IC 6-Pin w/SFIC Disposable Core	CT6SD	3050-178 X CT6SD	3050-318 X CT6SD
SFIC 7-Pin	C7S	3050-178-7	3050-318-7
SFIC 7-Pin w/Blue Construction Core	CT7SB	3050-178-7 X CT7SB	3050-318-7 X CT7SB
SFIC 7-Pin Less Core	CLS7	3040-178-7	3040-318-7
IC 7-Pin w/SFIC Disposable Core	CT7SD	3050-178-7 X CT7SD	3050-318-7 X CT7D
Security	HS	3010-200	3010-312
Security IC	CHS	3090-178	3090-318
Access 3® Patented	AP	3500-200	3500-312
Access 3® Security	AS	3600-200	3600-312
Access 3® High Security	AHS	3700-200	3700-312
Access 3® IC Patented	ACP	3580-178	3580-318
Access 3® IC Security	ACS	3680-178	3680-318
Access 3® IC High Security	ACHS	3788-178	3788-318
Pyramid Security	PS	3027-200	3027-312
Pyramid Security IC	PCS	3037-178	3037-312
Pyramid High Security	PHS	3020-200	3020-312
Pyramid High Security IC	PCHS	3030-178	3030-312
Pyramid IC (Constr. Core)	CTP	3080-178 X CTP	3080-318 X CTP
Pyramid IC (Disposable Core)	CTPD	3080-178 X CTPD	3080-318 X CTPD
Pyramid IC Less Core	CLP	3070-178	3070-318
UL IC 6-pin housing less core*	CL6AH	3078-178	3078-318

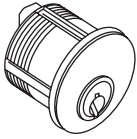
\*Cylinder cores for UL IC purchased separately

# Cylinder Options (cont.)

## PED5000 Series

### Cylinder Dogging, Delayed Egress, VLR, and Alarm Spacers

Mortise cylinders



Description	Quick Code	Part Number	Delayed Egress, VLR, Alarm Spacers
6 Pin Cylinder Assembly	6P	1000-118-A07	N/A
7 Pin Cylinder Assembly	7P	1000-114-A07-7	370F29*
IC 6-Pin	C6	1080-114-A07	370F29*
IC 6pin Less Core	CL6	1070-114-A07	370F29*
IC 6-pin w/ temporary construction core	CT6	1080-114-A07 X CT6	370F29*
IC 6-Pin w/Red Const Core	CT6R	1080-114-A07 X CT6R	370F29*
IC 6-Pin w/Blue Const Core	CT6B	1080-114-A07 X CT6B	370F29*
IC 6-Pin w/Green Const Core	CT6G	1080-114-A07 X CT6G	370F29*
IC 6-Pin (Disposable Core)	CT6D	1080-114-A07 X CL6D	370F29*
IC 7-Pin	C7	1080-114-A07-7	370F29*
IC 7-Pin Less Core	CL7	1070-138-A07-7	370F31*
IC 7-pin w/ temporary construction core	CT7	1080-138-A07-7 X CT7	370F31*
IC 7-Pin w/Red Const Core	CT7R	1080-138-A07-7 X CT7R	370F31*
IC 7-Pin w/Blue Const Core	CT7B	1080-138-A07-7 X CT7B	370F31*
IC 7-Pin w/Green Const Core	CT7G	1080-138-A07-7 X CT7G	370F31*
IC 7-Pin (Disposable Core)	CT7D	1080-138-A07-7 X CT7D	370F31*
SFIC 6-PIN	C6S	1050-114-A07	370F29*
SFIC 6-Pin w/ Blue Construction Core	CT6SB	1050-114-A07 X CT6SB	370F29*
SFIC 6-Pin Less Core	CLS6	1040-114-A07	370F29*
IC 6-Pin w/SFIC Disposable Core	CT6SD	1050-114-A07 X CT6SD	370F29*
SFIC 7-Pin	C7S	1050-138-A07-7	370F31*
SFIC 7-Pin w/ Blue Construction Core	CT7SB	1050-138-A07-7 X CL7SB	370F31*
SFIC 7-Pin Less Core	CLS7	1040-138-A07-7	370F31*
IC 7-Pin w/SFIC Disposable Core	CT7SD	1050-138-A07-7 X CL7SD	370F31*
Security	HS	1010-118-A07	N/A
Security IC	CHS	1090-114-A07	370F29*
Access 3® Patented	AP	1500-114-A07	370F29*
Access 3® Security	AS	1600-114-A07	370F29*
Access 3® High Security	AHS	1700-114-A07	370F29*
Access 3® IC Patented	ACP	1580-114-A07	370F29*
Access 3® IC Security	ACS	1680-114-A07	370F29*
Access 3® IC High Security	ACHS	1788-114-A07	370F29*
Pyramid Security	PS	1027-114-A07	370F29*
Pyramid Security IC	PCS	1037-114-A07	370F29*
Pyramid High Security	PHS	1020-114-A07	370F29*
Pyramid High Security IC	PCHS	1030-114-A07	370F29*
Pyramid IC (Constr. Core)	CTP	1080-114-A07 X CTP	370F29*
Pyramid IC (Disposable Core)	CTPD	1080-114-A07 X CTPD	370F29*
Pyramid IC Less Core	CLP	1070-114-A07	370F29*
UL IC 6-pin housing less core**	CL6AH	1078-114-A07	370F29*

\* Specify Finish

\*\*Cylinder cores for UL IC purchased separately

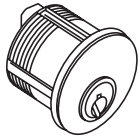
Note: Cylinder dogging does not require spacers or collars. Delayed Egress & Alarm does not require collars.

# Cylinder Options (cont.)

## PED5000 Series

### Inside Cylinder For Double Cylinder Exit Devices

Mortise and Rim cylinders



Description	Quick Code	PED5242(T) (A)		PED5642(T) (A)	
		Part Number	Collar	Part Number	Collar
6 Pin Cylinder Assembly	6P	1000-112-A07	869F61*	3000-178	875F34*
7 Pin Cylinder Assembly	7P	1000-112-A07-7	869F61*	3000-178-7	875F34*
IC 6-Pin	C6	1080-112-A07	869F61*	3080-178	875F34*
IC 6pin Less Core	CL6	1070-112-A07	869F61*	3070-178	875F34*
IC 6-pin w/ temporary construction core	CT6	1080-112-A07 X CT6	869F61*	3080-178 X CT6	875F34*
IC 6-Pin w/Red Const Core	CT6R	1080-112-A07 X CT6R	869F61*	3080-178 X CT6R	875F34*
IC 6-Pin w/Blue Const Core	CT6B	1080-112-A07 X CT6B	869F61*	3080-178 X CT6B	875F34*
IC 6-Pin w/Green Const Core	CT6G	1080-112-A07 X CT6G	869F61*	3080-178 X CT6G	875F34*
IC 6-Pin (Disposable Core)	CT6D	1080-112-A07 X CL6D	869F61*	3080-178 X CT6D	875F34*
IC 7-Pin	C7	1080-112-A07-7	869F61*	3080-178-7	875F34*
IC 7-Pin Less Core	CL7	1070-112-A07-7	869F61*	3070-178-7	875F34*
IC 7-pin w/ temporary construction core	CT7	1080-112-A07-7 X CT7	869F61*	3080-178-7 X CT7	875F34*
IC 7-Pin w/Red Const Core	CT7R	1080-112-A07-7 X CT7R	869F61*	3080-178-7 X CT7R	875F34*
IC 7-Pin w/Blue Const Core	CT7B	1080-112-A07-7 X CT7B	869F61*	3080-178-7 X CT7B	875F34*
IC 7-Pin w/Green Const Core	CT7G	1080-112-A07-7 X CT7G	869F61*	3080-178-7 X CT7G	875F34*
IC 7-Pin (Disposable Core)	CT7D	1080-112-A07-7 X CT7D	869F61*	3080-178-7 X CT7D	875F34*
SFIC 6-PIN	C6S	1050-112-A07	869F61*	3050-178	875F34*
SFIC 6-Pin w/ Blue Construction Core	CT6SB	1050-112-A07 X CT6SB	869F61*	3050-178 X CT6SB	875F34*
SFIC 6-Pin Less Core	CLS6	1040-112-A07	869F61*	3040-178	875F34*
IC 6-Pin w/SFIC Disposable Core	CT6SD	1050-112-A07 X CT6SD	869F61*	3050-178 X CT6SD	875F34*
SFIC 7-Pin	C7S	1050-112-A07-7	869F61*	3050-178-7	875F34*
SFIC 7-Pin w/ Blue Construction Core	CT7SB	1050-112-A07-7 X CL7SB	869F61*	3050-178-7 X CT7SB	875F34*
SFIC 7-Pin Less Core	CLS7	1040-112-A07-7	869F61*	3040-178-7	875F34*
IC 7-Pin w/SFIC Disposable Core	CT7SD	1050-112-A07-7 X CL7SD	869F61*	3050-178-7 X CT7SD	875F34*
Security	HS	1010-112-A07	869F61*	3010-178	875F34*
Security IC	CHS	1090-112-A07	869F61*	3090-178	875F34*
Access 3® Patented	AP	1500-112-A07	869F61*	3500-178	875F34*
Access 3® Security	AS	1600-112-A07	869F61*	3600-178	875F34*
Access 3® High Security	AHS	1700-112-A07	869F61*	3700-178	875F34*
Access 3® IC Patented	ACP	1580-112-A07	869F61*	3580-178	875F34*
Access 3® IC Security	ACS	1680-112-A07	869F61*	3680-178	875F34*
Access 3® IC High Security	ACHS	1788-112-A07	869F61*	3788-178	875F34*
Pyramid Security	PS	1027-112-A07	869F61*	3027-178	875F34*
Pyramid Security IC	PCS	1037-112-A07	869F61*	3037-178	875F34*
Pyramid High Security	PHS	1020-112-A07	869F61*	3020-178	875F34*
Pyramid High Security IC	PCHS	1030-112-A07	869F61*	3030-178	875F34*
Pyramid IC (Constr. Core)	CTP	1080-112-A07 X CTP	869F61*	3080-178 X CTP	875F34*
Pyramid IC (Disposable Core)	CTPD	1080-112-A07 X CTPD	869F61*	3080-178 X CTPD	875F34*
Pyramid IC Less Core	CLP	1070-112-A07	869F61*	3070-178	875F34*
UL IC 6-pin housing less core**	CL6AH	1078-112-A07	869F61*	3078-178	875F34*

\*Specify Finish

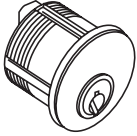
\*\*Cylinder cores for UL IC purchased separately

# Cylinder Options (cont.)

## PED5000 Series

### CR900/CRWS900 Series Keyed Removable Mullion

Mortise cylinders



Description	Part Number	CR900 Series Cylinder Collar			CRWS700 Series Cylinder Collar		
		1-1/8"	1-1/4" or 1-1/4" IC	1-1/2" IC	1-1/8"	1-1/4" or 1-1/4" IC	1-1/2" IC
6-Pin	CR1000-118-A62	610F01*	447F43*	609F37*	447F42*	610F01*	609F36*
7-Pin	CR1000-114-A62-7						
6-Pin SFIC	CR1050-114-A62						
7-Pin SFIC	CR1050-112-A62-7						
6-pin, SFIC, less core	CR1040-114-A62						
7-pin, SFIC, less core	CR1040-138-A62-7						
6-Pin, LFIC	CR1080-114-A62						
7-Pin, LFIC	CR1080-112-A62-7						
6-pin, LFIC, less core	CR1070-114-A62						
7-pin, LFIC, less core	CR1070-112-A62-7						
7-pin, Pyramid High Security	CR1020-114-A62						
7-pin, Pyramid Security	CR1027-114-A62						
7-pin, Pyramid High Security IC	CR1030-114-A62						
7-pin, Pyramid Security IC	CR1037-114-A62						
Security	CR1010-118-A62						
Security IC	CR1090-114-A62						

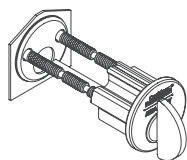
\*Specify finish

See quick codes on page 88

# Cylinder Options (cont.)

## PED5000 Series

### Rim Cylinder with Thumbturn



Description	Part Number
Rim Thumbturn - 2"	CR3300-200
Rim Thumbturn - 2" - Ergonomic	CR3300-200-M34

### Cylinder Collars

Part #	Cylinder Size	Dimension "K"
867F93M	1-1/8"	0.642
867F94M	1-1/4"	0.767
967F95M	1-3/8"	0.892

# Shim Kits

## PED5000 Series

### 541 Security Shim Kit

The Corbin Russwin 541 Exit Device Security Shim Kit fills the gap between the exit device and the glass creating a flush surface. This kit can be easily trimmed and installed to accommodate most door styles without removing the Corbin Russwin push rail exit device. This not only responds to the ever increasing need for improved building security, but also maintains the facility's aesthetic design.

#### Features and Benefits:

- Nylon and brushed aluminum construction can be easily cut and trimmed for custom fit
- Fits all doors up to 48" wide and stiles ranging from 4-1/2" to 6"
- Adjustment shims accommodate gaps from 3/8" to 3/4"
- 6 Lobe tamper proof security screws are included
- T10 Torx driver required for assembly
- Fasteners are countersunk for flush finish
- 541 Kit contains a 48" shim, ready to be sized



### FEMA Shim Kit

The Corbin Russwin FEMA Shim Kit is supplied standard with all PED5400 FE devices.

#### Includes:

- One chassis shim and one end cap shim
- One interlocking top case shim
- One bottom case shim
- Two rod guide shims
- Each shim is 1/8"
- Available on PED5400 FE only
- Rail shim is provided separately. Order part #876F611.
- Finish must be specified with order. Available in black finish only.

Kit #	End Cap
875F468 19	Flush
875F478 19	Overlapping




# Shim Kits (cont.)

## PED5000 Series

### Glass Bead Shim Kits

- Each shim is 1/8"
- Lift slide length must be increased for PED5800 and PED5800 A
- Lift lever length must be increased for PED5600 and PED5600 A
- Shim thickness must not exceed 1/4" (6mm) on PED5600 and PED5600 A
- Spindles and thrubolt lengths must be increased on PED5400, PED5400 A, PE5200, PED5200 A devices
- Available in black finish only

Kit #	Device	End Cap
875F488 19	PED5400	Flush
875F498 19	PED5400	Overlapping
875F428 19	PED5400 A	Flush
875F438 19	PED5400 A	Overlapping
875F508 19	PED5200, PED5600, PED5800	Flush
875F518 19	PE8600, PE8800, PE8900	Overlapping



### End Cap Shim Kit

- Each shim is 1/8"
- To order see part # below
- Available in black finish only

Kit #	End Cap
875F448 19	Flush
875F458 19	Overlapping

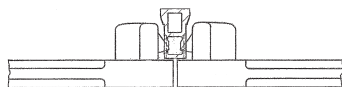
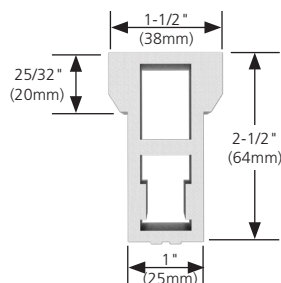


# Mullions - Aluminum

## PED5000 Series

Aluminum Mullions	
Product Designation	CRAL600
Description	Removable
Finishes	Anodized Satin Aluminum (628) Anodized Bronze (613)
Required Backset - PED5200	2-3/4"
Standard Height	96"
Maximum Optional Height	120"
Above Finished Floor	41" required
Pre-Prepped	658 Strike Included
Cylinder Size	Not Applicable
Shape	1-1/2" x 2-1/2"
Template #	<a href="#">MEDT77</a>
Misc. Information	Includes Stabilizers and embedded Weather Stripping
Accessories	Top and Bottom Retainer Pack - 887F390

### CRAL600 Mullion





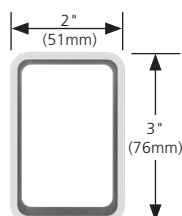
# Mullions - Steel

## PED5000 Series

	CR900	CR900A	CR900KM	CR900BKM	CR908SM	CR908KMSM	CRFE700	CRWS700AKM
<b>Description</b>	Standard	Fire Rated	Lockable	Fire Rated/ Lockable	Removable Split Mullion	Key Removable Split Mullion	Windstorm Certified	Lockable, Windstorm Certified
<b>Fire-rated</b>	No	Yes (3 hour)	No	Yes (1-1/2 hour)	No	No	Specify CRFE772A	Yes
<b>Fire-rated Max Height</b>	N/A	96"	N/A	96"	N/A	N/A	96"	96"
<b>Finish</b>	Gray Paint							
<b>Required Backset - PED5200</b>	3-1/8"							
<b>Standard Size</b>	86"	86"	120"	86"	96"	96"	86"	86"
<b>Maximum Optional Height</b>	N/A	120" **	120"	120" **	96"	96"	96"	96"
<b>Pre-Prepped</b>	No	No	No	No	No	No	No	No
<b>Cylinder</b>	Not Required	Not Required	1-1/8" - 1-1/2" Must be ordered separately	1-1/8" - 1-1/2" Must be ordered separately	Not Required	1-1/8 - 1-1/2 Must be ordered separately	Not Required	1-1/8" - 1-1/2" Must be ordered separately
<b>Shape</b>	Rectangular 2" x 3"							
<b>Template #</b>	<a href="#">T31074</a>	<a href="#">T31074</a>	<a href="#">T31074</a>	<a href="#">T31074</a>	T31074	T31074	<a href="#">T31075</a>	<a href="#">T31075</a>
<b>Accessories</b>	Top Retainer Pack - 713F518 Bottom Retainer Pack - 713F528	Top Retainer Pack - 713F518 Bottom Retainer Pack - 713F528	Top Retainer Pack - 713F948 Bottom Retainer Pack - 713F988 Locking Mechanism Pack - 744F258	Top Retainer Pack - 713F948 Bottom Retainer Pack - 713F988 Locking Mechanism Pack - 744F258	Top Retainer Pack - 713F518 Bottom Retainer Pack - 713F528	Top Retainer Pack - 713F948 Bottom Retainer Pack - 713F988 Locking Mechanism Pack - 744F258	Top Retainer Pack - 713F938 Bottom Retainer Pack - 713F998 Screw pack - 892F758	Top Retainer Pack - 713F958 Bottom Retainer Pack - 713F908 Screw pack - 892F758

\*Cylinders & Collar Packs must be ordered separately.

\*\* Must be cut to 96" in field to maintain fire rating.



CR908KMSM



CR972/CR972A



CR972KM/CR972BKM



CRFE772/CRFE772A




CRWS772AKM

# Mullions - Accessories

## PED5000 Series

### M57 Mullion Stabilizer Kit

- Stabilizer block
- Reduces movement in mullion when door is closed/shaken, which could prevent latch from engaging the strike
- Part # 653F11-1



### M95 Mullion Shim Kit (Spacer Block)

- For use with steel mullions
- Includes retainer and two shims
- Part # 744F328



### M96 Angle Bracket

Recommended for any header configuration with less than 3" (76mm) of mounting surface. To order with a mullion, specify M96. To order separately, specify Part No 744F338.



### Wall Mounts

886F970

- For use on all mullions
- Order as 886F970



### Lockable Mullion Collar Packets

Mullion Series	Cylinder Length and Type			
	1-1/8"	1-1/4"	1-1/4" IC	1-1/2" IC
CRWS707AKM CRWS708AKM	447F42*	610F01*		609F36*
CR907BKM CR910BKM CR908KMSM	610F01*	447F43*		609F37*

Note: Cylinder collar packets contain a collar and spring washer.  
\*Specify finish when ordering packets.



### Cylinder Mullion Kit

Mullion Cylinder Kit #	Available with the Following Mullion Series:
CRMCK1	CR972KMM
	CR972BKMM
	CR910BKMM
	CR908KMSM
CRMCK2	CRWS772AKM
	CRWS708AKM

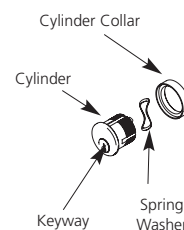
Note: Mullion cylinder kit contains washer, collar and cylinder

\*Specify finishes and cylinder code when ordering

\*\*See page 87 for cylinder codes

Ex: CRMCK1 x Finish x Cylinder Code (i.e. CRMCK1 x 630 x 6P)

Note: Cylinder Mullion Kit contains cylinder, collar and spring washer.



# Mullions - Accessories

## PED5000 Series

### Top Retainers

#### 713F518

- For use with CR972/CR972A/CR908SM mullions
- Order as 713F518



#### 713F948

- For use with CR972KM/CR972BKM/CR908KMSM mullions
- Order as 713F948



#### 713F958

- For use with CRWS772AKM mullions
- Order as 713F958



#### 713F938

- For use with CRFE772 mullions
- Order as 713F938



### Bottom Retainers

#### 713F528

- For use with CR972/CR972A/ CR908SM mullions
- Order as 713F528



#### 713F988

- For use with CR972KM/CR972BKM/CR908KMSM mullions
- Order as 713F988



#### 713F908

- For use with CRWS772AKM mullions
- Order as 713F908



#### 713F998

- For use with CRFE772 mullions
- Order as 713F998



### Retainer Packs

#### 887F390

- For use with CRAL600 only
- Top and bottom retainer included
- Available in EN or EB finish
- Order as 887F390 x finish



# Accessories


## PED5000 Series

### 988CR Surface Bolt Kit

- Designed for severe windload (Hurricane Code) environments where surface bolts are required (e.g., on inactive doors)
- Tested to Dade County protocols
- Listed to UL10C for use on fire-rated door assemblies. Refer to codes for locations where surface bolts are allowed on fire doors
- All steel construction for maximum strength and heavy duty use
  - Full 3/4" (19mm) square
  - 12" (305mm) bolt with 1-1/4" (32mm) throw
  - Bright zinc-plated finish
  - Jimmy-resistant design locks bolt automatically when thrown; released by pressing knob toward door while retracting
  - Bolt can be locked in retracted or thrown position
- Angle (L shaped) and mortise strike with mounting hardware supplied standard.
- Order as: 988CR Surface Bolt

#### Notes:

- Standard size is 12" (305mm) bolt with 1-1/4" (32mm) throw
- Optional sizes available. Specify 988CR-1 (18") or 988CR-2 (24") lengths



### BPS Power Supply

#### Operation

Power supplies are designed to provide reliable filtered and regulated power for long life to a variety of electrified hardware components. Recommended for the SAF, SEC, M97, MELR, delayed egress exit devices and electric trim.

#### Features

- Individual output circuit breakers
- Regulated and filtered fuse protected outputs
- LEDs monitor zone status (voltage or no voltage)
- Slide switches connect or disconnect load from power (Not available on 1 Amp supplies)
- Internal Back-Up battery charging circuit
- Rugged steel enclosure
- Fire alarm interface

#### Electrical Specifications

- Inputs: 120VAC
- Outputs: 12/24 VDC @ 1 Amp, 2 Amp or 4 Amp, Filtered and regulated outputs

#### Listings

- UL-cUL CLASS 2
  - Signal Appliances
  - Access Control System Units
  - Special Locking Arrangements - Component
- CE













#### Applications

- D – Delayed Egress
- M97 – Electric Dogging

Note: Batteries are not included with the BPS power supply.

Model	Enclosure	Input	Output
BPS-24-1	12" (304mm) x 9" (229mm) x 4" (102mm)	120VAC	1.0 Amp @ 24 VDC
BPS-24-2	14" (356mm) x 14" (356mm) x 4" (102mm)	120VAC	2.0 Amp @ 24 VDC
BPS-24-4	15" (381mm) x 18" (457mm) x 6" (152mm)	120VAC	4.0 Amp @ 24 VDC
BPS-12-1	12" (304mm) x 9" (229mm) x 4" (102mm)	120VAC	1.0 amp @ 12 VDC
BPS-12-3	14" (356mm) x 14" (356mm) x 4" (102mm)	120VAC	3.0 amp @ 12 VDC

### Exit Device Finishes

Corbin Russwin	ANSI/ BHMA	Description		Corbin Russwin	ANSI/ BHMA	Description	
605	605	Polished brass, clear coated		619	619	Satin nickel, clear coated	
606	606	Satin brass, clear coated		619C	619C	Satin Nickel with Microshield®	
611	611	Polished bronze, clear coated		629	629	Polished stainless steel	
612	612	Satin bronze, clear coated		630	630	Satin stainless steel	
613	613	Oxidized bronze, oil rubbed		630C	630C	Satin stainless steel with Microshield®	
613E	613E	Dark oxidized satin bronze, equivalent		BSP	—	Black suede powder coat	
613L	613L	Oxidized satin, bronze, clear coated		WSP	—	White Suede powder coat	
618	618	Polished nickel, clear coated					

#### MicroShield®

ASSA ABLOY Group companies offer MicroShield®, an anti-microbial coating for door hardware. MicroShield uses proven silver ion-based technology from Agion®, a leading provider of antimicrobial solutions, to stem the spread of bacteria and other microbes.

MicroShield® is a trademark of ASSA ABLOY Access and Egress Hardware Group, Inc.

#### MicroShield® Coating

- Revolutionary finish coating available on all Corbin Russwin product lines, utilizes a silver-based antimicrobial compound from Agion Technologies
- As an integral part of the finish coating, MicroShield lasts for the life of the hardware
- MicroShield coating permanently suppresses the growth of bacteria, algae, fungus, mold and mildew. It is effective against a broad spectrum of bacteria.
- Non-toxic and completely safe. The Agion antimicrobial compound is EPA and NSF approved and FDA listed for use in medical and food preparation equipment.
- Applications: Anywhere there is need for a clean environment (hospitals, laboratories, schools, medical centers, daycare, food processing etc.)





















The Agion antimicrobial is not intended as a substitute for good hygiene. Coated products must still be cleaned to ensure the surfaces will be free of destructive microbes. ASSA ABLOY makes no representations or warranties, express or implied, as to the efficacy of the Agion antimicrobial. A copy of the Agion warranty is available upon request. Agion is a registered trademark of Agion Technologies, Inc., Wakefield, MA, USA.

# Finishes (cont.)

## PED5000 Series

### Trim Finishes

Corbin Russwin	ANSI/ BHMA	Description		Corbin Russwin	ANSI/ BHMA	Description	
605	605	Polished brass, clear coated		619C	619C	Satin Nickel with Microshield®	
606	606	Satin brass, clear coated		625	625	Polished chrome	
611	611	Polished bronze, clear coated		626	626	Satin chrome	
612	612	Satin bronze, clear coated		626C	626C	Satin chrome with Microshield®	
613	613	Oxidized bronze, oil rubbed		629	629	Polished stainless steel	
613E	613E	Dark oxidized satin bronze, equivalent		630	630	Satin stainless steel	
613L	613L	Oxidized satin, bronze, clear coated		630C	630C	Satin stainless steel with Microshield®	
618	618	Polished nickel, clear coated		BSP	—	Black suede powder coat	
619	619	Satin nickel, clear coated		WSP	—	White Suede powder coat	









**Notes:**

- T34 is not available in 629 or 630.
- Pulls and thumb piece trims are not available in 618, 619, 625 or 626 except T34 which is available in 618 and 619.

# Finishes (cont.)


## PED5000 Series

### Mixed Finishes

Corbin Russwin	Rail Mount, Chassis Cover, End Cap, Dogging Scalp, Insert	Pushbar	
613606	Oxidized bronze, oil rubbed	Satin brass, clear coated	
630BSP	Satin stainless steel	Black suede powder coat	
630ERD*	Satin stainless steel	Red powder coat	
BSP606	Black suede powder coat	Satin brass, clear coated	
BSP611	Black suede powder coat	Polished bronze, clear coated	
BSP630	Black suede powder coat	Satin stainless steel	
BSPERD*	Black suede powder coat	Red powder coat	
WSPBSP	White suede powder coat	Black suede powder coat	

\* Available with M61 only

### Shim Kit Finishes

Corbin Russwin	BHMA	Description	
693	693	Sprayed black enamel or polyester powder coated	

# How to Order

## PED5000 Series

Quantity	Exit Device	Misc. Options	Trim/Function	Finish - Trim	Hand	Optional Strike	Finish - Device	Door Thickness	Door Width
65	PED5655	M51-M54	N9M55ET	605	LHR	908	630BSP	D214	W048

Options - Cylinder	
See page 88	

Options - Mechanical & Electrical	
SCH	5lb Pressure Release
A	Fire Rated
AD	Aluminum Doors
D	Self Contained Delayed Egress
FE	FEMA Rated
GL	Guarded Latch
HC	Hurricane Rated
LC	Less Cylinder
M03	Dropdown Bottom Latchbolt (PED5400 only)
M04	Security Fasteners
M21	Knurling - Milled Outside Lever
M23	Abrasive Strip on Rail & Abrasive Coating on Outside Lever
M24	Abrasive Coating on Outside Lever
M25	Abrasive Strip on Rail
M47	Trim Status Indicator
M48	Passive dogging indicator
M49	Photoluminescent
M51	Less Dogging
M52	Cylinder Dogging
M54	Thrubolts
M55	Less Bottom Rod
M61	Alarmed Exit
M91	Latch Bolt Monitoring
M92	Rail Monitoring
M92 ERM	Double Touchbar Monitoring
M93	Lever Monitoring
M97	Electric Dogging
M107	Windstorm Rated
M111	Overlap End Cap
M114	Electrified Exit Device with Manual Hex Key Dogging
MD	Metal Doors
MELR	Electric Latch Retraction
WD	Wood Doors
WH	Weep Holes
WR	Wire Harness

Device	
PED52	Rim - Wide Stile
PED54	SVR - Wide Stile
PED56	Mortise - Wide Stile
PED58	CVR - Wide Stile

Function	
10	Passage only
10T	Passage only (no cylinder)
40	No outside operation
42	Key outside retracts latch; key inside unlocks/locks o/s trim
45	Key outside unlocks/locks trim
47	Night latch-key retracts latch
49	Key unlocks trim
42T	Key outside retracts latch; key inside unlocks/locks trim
50	Freewheeling trim - no outside operation (dummy trim)
55	Freewheeling trim - key outside unlocks/locks trim
55T	Key outside unlocks/locks thumb-piece
57	Freewheeling trim - key retracts latch
59	Freewheeling trim - key unlocks trim
59T	Key unlocks thumbpiece
903	Electrified trim - fail safe power off, unlocks lever
905	Electrified trim - fail secure power off, locks lever
910	Electrified trim - fail safe power off, unlocks lever
930	Electrified trim - fail secure power off, locks lever

Rail Size	
W032	26" to 32" (66 cm to 81 cm)
W036	32.5" to 36" (84 cm to 91 cm)
W042	36.5" to 42" (94 cm to 107 cm)
W048	42.5" to 48" (110 cm to 122 cm)

Trim	
T33	Pull Trim
T34	Pull Trim
T35	Pull Trim
T36	Pull Trim
T37	Pull Trim
T3301	Cover Plate
P12	10" Pull (4" wide)
P13	18" Pull
P14	10" Pull (3-1/2" wide)
VT950PT	No Protective Lip & No Cylinder
VTL9M57PT	Protective Lip & Cylinder
VT957PT	No Protective Lip & Cylinder
VTL9M50PT	Protective Lip & No Cylinder
K157ET	Nightlatch (PED5200)
K1M57ET	Nightlatch (PED5600)
x900PT	Wide Stile Lever Trim
x800PT	Narrow Stile lever trim
PED100	CVR Auxiliary Control
PED300	SVR Auxiliary Control
Levers	See 63-68

Finish - Trim (see page 102)
------------------------------

Finish - Device (see page 101 and 103)
--

Hand	
LHR	Left Hand Reverse
RHR	Right Hand Reverse

Strikes	
604	Wear plate
606	Bottom strike
613	Half mortised strike
624	Bottom strike
639	Top strike
640	Top and bottom strike
642	Mortised strike
644	Door pairs w/o mullion
646	Top strike
649	Surface strike
650	Top strike
652	Top and bottom strike
653	Bottom strike
654	Top strike
655	Bottom strike
656	Surface strike
657	Blade stop strike
658	Mullion Strike
659	Top strike
C908	Curved lip strike
815	Open back strike
908	Flat lip strike

Door Width
Specify (See page 57)

Door Thickness
D134
D200
D214

Opening Height
Specify (See page 57)

AFF
Specify (See page 58)



# How to Order (cont.)

## PED5000 Series

### How to Order with Piet Series Levers

					Gramercy Lever information									
Series	Function	Options	Rail Size	Trim	Lever	Finish			Hand	Optional Strike	Finish - Device	Door Width	Opening Height	AFF
					Leather insert	Bright stainless steel with brown leather			RHR RH, LHR, or LH				For vertical rod devices	Above Finished Floor
PED54	903	MELR	W036	9M903PT	RAL	29	BN	29	RH	655	630	W036	84"	AFF038

# Architectural Specifications

## PED5000 Series


- A. Exit devices shall be PED5000 Series push rail devices as manufactured by Corbin Russwin Architectural Hardware.
- B. Exit devices shall be certified to meet or exceed the requirements of ANSI/BHMA A156.3 Grade 1.
- C. Exit devices shall be listed by Underwriters Laboratories for panic and bear the UL label for life safety in full compliance with NFPA 80 and NFPA 101. Exit devices for fire labeled doors shall be UL listed as "Fire Exit Hardware".
- D. Exit Devices shall be certified to meet the requirements of ANSI/BHMA A156.41, Door Hardware Single Motion To Egress.
- E. Provide standard hex key dogging on non fire-rated exit devices, with cylinder dogging (i.e., Corbin Russwin M52 option) as an option.
- F. Exit devices shall comply with UL 10C positive pressure requirements.
- G. Construction:
  - 1. Chassis shall be of heavy duty cast design with one piece drawn nonferrous removable covers matching the material of the push and mounting rails.
  - 2. Stamped steel chassis are not acceptable.
  - 3. Mounting rails shall be formed from a single piece of stainless steel, brass or bronze no less than 0.060 inches thick.
  - 4. Push rails shall be constructed of 0.060 inch thick material in the same manner as the mounting rail. Painted or anodized aluminum shall not be considered heavy duty and are not acceptable.
  - 5. Metal end caps shall be formed from the same base metal as the push and mounting rails.
  - 6. No visible fasteners on the rail, including top, bottom and back of the rail.
  - 7. No visible plastic
  - 8. Hex key dogging must be hidden.
  - 9. The exit device must not have any catchpoints.
  - 10. Provide center case adjustability for CVR.
  - 11. End caps shall be either flush or overlapping and be manufactured from stainless steel, brass, or bronze using matching architectural finishes. The end cap mounting bracket should be manufactured from steel.
  - 12. Easy wire routing, available for retrofit to existing or new holes
- H. Exit devices shall have a maximum of 3.1 inches projection from the face of the door in the non-dogged position.
- I. The design of the exit device shall eliminate the necessity of removing the device from the door for standard maintenance or keying changes.
- J. The device chassis shall be mounted and operable without the need of the rail or the chassis cover.
- K. Trim shall be through-bolted through the door.
- L. Devices shall be available with matching trim for both wide and narrow stile doors, including electrified functions when required.
- M. Exit device operating lever trim shall withstand 1000 inch pounds of torque without allowing access.
- N. Lever trim shall be available in architectural finishes and designs to match that of the locksets specified.
- O. Provide electrified exit devices with ElectroLynx® standardized plug connectors to accommodate up to twelve wires.
- P. Plug connectors shall plug directly into ElectroLynx® through-door wiring harnesses for connection to electric transfer hinge and power supplies.
- Q. Provide sufficient number of concealed wires to accommodate electric function of specified hardware.
- R. Exit devices shall have a ten year limited warranty.

# Additional Resources

## PED5000 Series



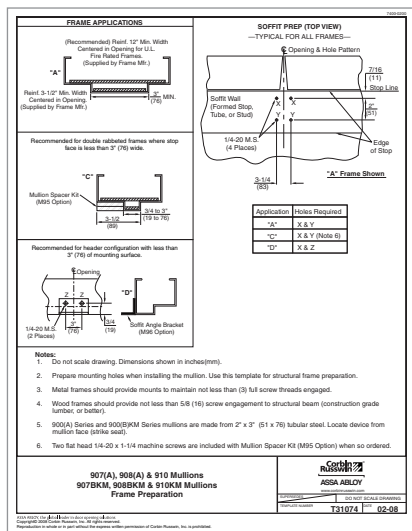
[Price Book](#)



[Parts Manual](#)



[Installation Instructions](#)



[Templates](#)



[Frequently Asked Questions](#)



Technical Support  
1-800-543-3658  
[Live Chat](#)

The ASSA ABLOY Group is the global leader in access solutions. Every day, we help billions of people experience a more open world.

ASSA ABLOY Opening Solutions leads the development within door openings and products for access solutions in homes, businesses and institutions. Our offering includes doors, frames, door and window hardware, mechanical and smart locks, access control and service.



For additional information, contact your  
ASSA ABLOY Door Security Solutions  
sales consultant or visit [www.corbinrusswin.com](http://www.corbinrusswin.com).

#### In U.S.

Corbin Russwin  
Architectural Hardware  
225 Episcopal Road  
Berlin, CT 06037  
Phone: 800-543-3658  
Fax: 800-447-6714  
[corbinrusswin.com](http://corbinrusswin.com)

#### In Canada

ASSA ABLOY Door  
Security Solutions Canada  
160 Four Valley Drive  
Vaughan, Ontario  
Canada L4K 4T9  
Phone: 800-461-3007  
Fax: 800-461-8989  
[www.assaabloydss.ca](http://www.assaabloydss.ca)

#### MicroShield®

As part of their promise to provide innovative solutions to their customers, certain ASSA ABLOY Group brands offer the MicroShield® technology, a silver-based antimicrobial coating designed to inhibit the growth of bacteria.

Microshield® is a registered trademark of ASSA ABLOY Access and Egress Hardware Group, Inc.



The Agion antimicrobial is not intended as a substitute for good hygiene. Coated products must still be cleaned to ensure the surfaces will be free of destructive microbes. ASSA ABLOY makes no representations or warranties, express or implied, as to the efficacy of the Agion antimicrobial. A copy of the Agion warranty is available upon request. Agion is a registered trademark of Agion Technologies, Inc., Wakefield, MA, USA