

## Cannabis Security Solutions

### The Ultimate, Proven Break-In Protection For The Cannabis Industry

*Superior Forced Entry Protection from Seed to Sale*

*Multi-Point Deadlocks & Exit Devices*



**Trident<sup>™</sup>MD**  
Exit Door Protection



**AUTO-BOLT<sup>™</sup>MAX**  
MAXIMUM FORCED ENTRY PROTECTION  
High-Traffic Door Protection





## Highest Level of Protection Against Forced Entry for Exit Doors

Securitech's Trident has been protecting America's pharmaceutical and retail market for over 15 years with thousands installed across the country offering the highest level of protection against forced entry with automatic deadbolt locking each time the door closes.

## Maximum Break-In Protection

- 5 standard locking points located at pry points
- All moving parts are protected
- Stainless steel 1-1/4" long primary deadbolt
- Bolts project into the frame; 3 horizontal locking points on lock side and 2 bolts on hinge side
- Free-spinning auxiliary bolts preventing cutting; 5/8" diameter 7" long auxiliary bolts
- Stainless steel anti-pry plate; thru-bolted at 6 locations
- No bolts in the floor; free of potential jamming
- Door closer required, not included

## Code Compliant

- Single motion egress retracts bolts simultaneously
- ADA-Compliant Exterior Lever options available

## Automatic Self-Locking

- Hitting the trigger in the main bolt extends all bolts, relocking the door each time it closes

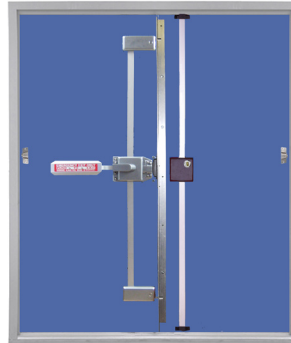
## Easy Installation

- Designed for existing doors or new installation
- Revolutionary product design; installation in under 2 hours
- Full size steel template; mark and drill without measuring
- Lock is factory assembled; modules connected to main lock body
- Door survey not required before ordering; non-handed, non-sized (handing needed for exterior trim)


## Entry, Alarm, Delayed Egress & Other Options

- Exterior Lever trim; key or electric release (access control compatible)
  - Vandal-resistant lever with resettable, breakaway slip-clutch
  - ADA Compliant
- Exit alarms; captive key in alarm models, removable only when armed
  - TridentMD alarms are all wall mounted and snap into the lock via a stainless steel armored cable.
  - Alarms feature twin 95 db piezo alarms and are reset by key (mortise cylinder required).
  - Selectable last door out feature available
  - Choices include: 9volt battery, 110VAC direct power, signal only (alarm by others), digital counter, or no alarm.
- Delayed Egress locking module and controller
- Door Strengthening Reinforcement kits and more
- Existing TridentMD's can be upgraded with any of the above

Double Door Application



**Primary Deadbolt**  
Stainless steel 1-1/4" long primary deadbolt



**Anti-Pry Plate**  
Equipped with 6 thru-bolts




**Thru-Bolt Plates**  
Standard for all locking parts



**Plug-In Alarm**  
Wall mounted and snaps into lock



**Auxiliary Bolts**  
Free-spinning to prevent cutting



**KDX Trim**  
Integrated keypad allows simple access control



**KLT Keyed Exterior Trim or KDT (includes electric release)**

# AUTO-BOLT™ MAX

**MAXIMUM FORCED ENTRY PROTECTION**

**Auto-Bolt™ Max | Applications**

High-Traffic Exits and Entrances

Inventory & Store Rooms

## Award Winning Multi-Point Locking

Designed for high-traffic entrances and exits used by staff and the public alike, storage rooms, and other doors. Maximum protection against break-ins is provided with simple low-pressure movement to unlock. Fully compatible with standard, high-security and restricted key systems (mortise cylinder). The optional electric release integrates with all access control systems. Additional models, signaling, functions and options are available.

## Forced Entry Resistance

- Multi-point deadbolt locking protection – Up to 5 points
- Stainless steel deadbolts
- Full 1 inch minimum deadbolt projection
- 3 Separate locking locations on lock edge
- Customizable locking points on hinge edge
- Stainless steel thru-bolt plates

## Complete Code Compliance

- Single motion egress
- Meets all ADA & accessibility requirements
- Fire-rated models available
- Re-Entry models available
- Fire alarm integration available
- Windstorm-rated models available

## Durability

- Bolts project into the frame and header, not floor
- Tested for over 1 million cycles
- Stainless steel lock body and internal parts
- Breakaway slip-clutch in exterior lever
- Patented dual point mortise cylinder holder
- Thru-bolted anti-pry plate options available
- Saw-resistant free-spinning locking bolt

## Customizable Features

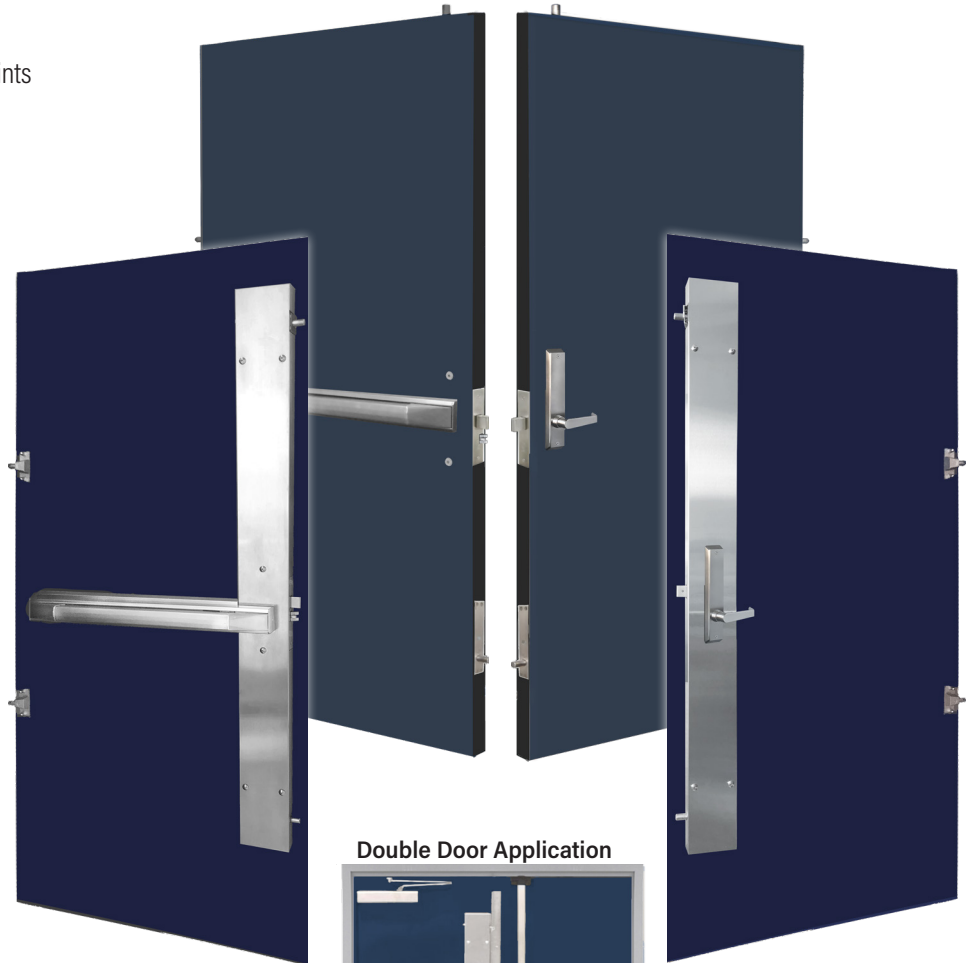
- Interior lever or touchbar
- Concealed or surface-applied models
- Exterior entry by key or electric release
- Exit-only models
- Code-compliant electromagnetic lock release
- Wall-mounted alarm options

## Full Access Control Integration

- 24VDC, 12VDC or motorized release
- Request-to-exit, bolt position & other signals

## Easy To Install

- Ideal for retrofit or new construction
- Internal or stainless steel surface-housing models
- Inswing & outswing models available



**Double Door Application**



Upper horizontal deadbolt and trigger



Edge view of main lock body and trims



Lower horizontal deadbolt

Certifications: Fire Exit Hardware, UL10(c) & UL305 | Category C (up to 3 Hours)





**48MD | Applications**  
Inventory Room, Greenhouses  
Inventory Room, Retail Stores

## Multi-Point Locking for Inventory Room Applications

The typical break-in occurs when a burglar tries to pry the door from the frame at the lock area. Multi-point locking defeats this method by protecting the door from all sides of the frame, similar to a bank vault. The 48MD is an ideal solution for stock rooms, safe rooms, utility closets, remote buildings, and other non-emergency exit doors.

*Always check with local code enforcement to determine approved product usage.*

### 48MD

- 5 standard locking points located at pry points
- Heavy-duty hardened steel guard plate protects rim cylinder; dust-proof strike provided for rounded lower bolt
- Bolts the door to the frame; 3 steel deadbolts project at top, lock-edge, and into saddle, 2 fixed bolts on hinge-side
  - 4" laminated steel bolts on in-swing models project into steel strike brackets mounted on the frame
  - 5" long, 5/8 diameter stainless steel deadbolts on out-swing doors bolt into the frame

### Retrofit Existing Door

- Designed for existing doors or new installation
- Easy Installation on any solid door

### Easy Operation

- Safe Locking; One turn of the key or interior turn-piece projects or retracts all bolts simultaneously



**BG and HG Guardplates**  
Interchangeable and conventional cylinders



**Laminated Main Bolt**  
4" laminated steel bolts



Certifications: Fire Door Accessory, UL10(c) | Category C (up to 3 Hours)

## Innovations Today, Industry Standards Tomorrow



On February 2017, a break-in was attempted on a rear door with a Trident lock installed. The security footage recorded the attempt which lasted approximately 15 minutes.

At this location several years ago, three thieves with pry bars went through the door in 30 seconds despite having "heavy duty panic hardware" installed. A year ago, they installed the Trident.

People break in with crow bars; the top and bottom of the door is often unprotected. The extra points on the Trident is what turns the "break-in" to "attempted break-in."

*(View the security footage on Securitech's channel at [securitech.com](http://securitech.com))*



**Marijuana Business MJBizCon**

Securitech exhibitors visit with Sarah Soliman, of MJBizTV, to talk about Securitech's innovative Cannabis Security Solutions at 2017's MJBizCon in Las Vegas.

*(View the interview at [www.securitech.com](http://www.securitech.com))*

**LPM INSIDER**  
The Authority on All Things Loss Prevention and Asset Protection

*"Securitech's Trident Lock Holds Strong Against Attempted Break-In"*

*(View article at [www.losspreventionmedia.com](http://www.losspreventionmedia.com))*

**CANNABIS BUSINESS TIMES**

The TridentMD featured in **Cannabis Business Times** magazine "Cultivation Security: 16 Theft-Prevention Tips & Strategies: Beyond The Basic Deadbolt"

Door hardware security is a critical security feature many growers overlook.

"In the early years of the cannabis industry, many growers were using single-bolt systems with a paddle bar that you'll commonly see on "emergency-only" exits, says Randy Porter, Securitech Cannabis Security Consultant.

"The Trident multi-point system is common in many high-security operations, such as post offices, pharmacies and military operations. It provides additional protection, including an outside door lever designed to snap off if force is applied, without compromising the deadbolt functionality."

*(Continue reading at [cannabisbusinesstimes.com](http://cannabisbusinesstimes.com))*