



Extra Heavy Duty Cylindrical Lock Grade 1

# XGT Series

# XGT Series

## Heavy Duty Cylindrical

### Lock Grade 1

#### Table of Contents

---

The XGT Story.....	<b>3</b>
Specifications .....	<b>4</b>
Levers .....	<b>4</b>
How to Order .....	<b>5</b>
Cross Reference .....	<b>5</b>
Functions .....	<b>6-8</b>
School Security Solutions .....	<b>9</b>
Electrified XGT199A .....	<b>10</b>
Cylinders/Cores/ Keyways .....	<b>11</b>
Dimensions .....	<b>12</b>
Strikes .....	<b>12</b>
Parts .....	<b>13-14</b>
Finishes, Handling .....	<b>15</b>
Specifications .....	<b>16</b>


---

# The Story Behind PDQ's XGT Series Cylindrical Lock Industry Firsts:




## XGT Exclusive


Cast stainless steel spindle yields over 3,000 in-lbs lever torque resistance. No clutching or free wheeling necessary!



Heavy 13 gauge steel anti rotation plate is keyed to the chassis in 3 locations to resist the most extreme and abusive situations.



Oversize stainless steel locking tip and billet steel drives torque rating



Anti-rotation through bolts at 6 and 12 o'clock (A)

Cast alloy chassis

Vandal resistant heavy duty cast levers with


Triple thick leaf spring helps eliminate lever sag

## 41 Degree Lever Rotation

Reduced lever rotation results in less wear / longer life



7/8" Dia brass latch bolt with 9/16" throw



Thread lock patch(A) is standard on assembly and mounting fasteners keeps the lock body intact in the most challenging high use installations.

## PDQ's Grade 1 Cylindrical Locks Are The Strongest in the Industry.

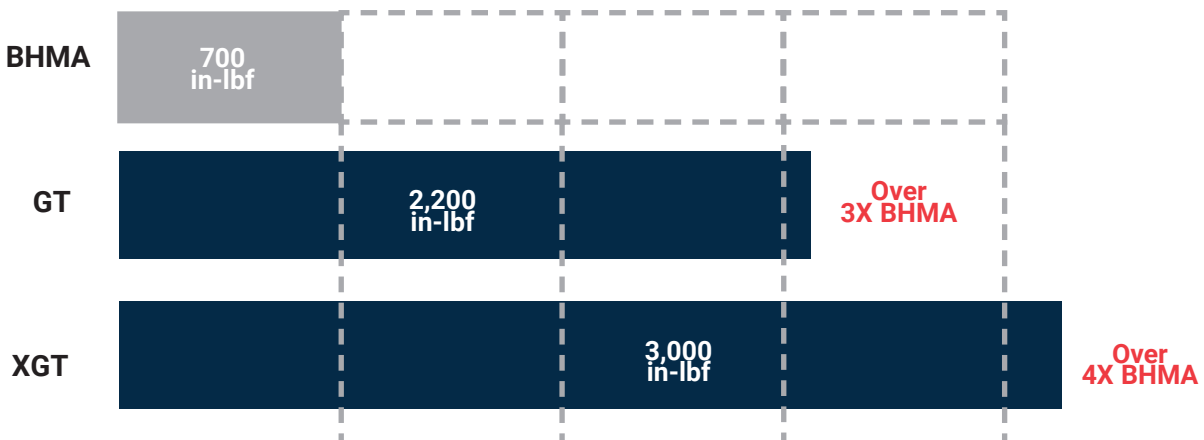


### But What Does This Lever Torque Resistance Mean?

-Eliminates the need for clutching/breakaway feature!!

-In a locked position the lever can support 2,200lbs of force applied to just one inch of the entire length for the GT and 3,000lbs of force with the XGT!

### Lever Torque Resistance Exceeds 4 Times the ANSI/BHMA Grade 1 Standard.



## Performance, Mechanical

- Factory tested to over 3 million cycles (3 times the ANSI/BHMA Grade 1 standard).
- Lever torque tested to over 3,000 in-lbs (4 times the ANSI/BHMA Grade 1 standard).



## Specifications

FOR DOORS:	• 1-3/4" to 2-1/4" thick • Preset for 1-3/4" door
APPLICATION:	• Through door thru-bolting
DOOR PREP:	• Standard ANSI A156.115 (161) for Cylindrical Locks
BACKSET:	• 2-3/4" Standard. 3-3/4" and 5" Optional (Ordered from factory only). • Heavy duty diecast, investment cast, chromated cold rolled steel and stainless steel mechanism. Billet Steel spindles for locking functions
FRONT:	• 2-1/4" x 1-1/8" • Stainless Steel or Wrought Brass • Beveled 1/8" in 2"
STRIKE	• ASA standard • T-Strike or Full Lip Strike optional • Stainless Steel or Wrought Brass
LEVERS:	• Philadelphia (SFL and LFL), Boston (SFL), Miami (SFL)
ROSE:	• 3-3/8" DIA Wrought
LATCHBOLT:	• 9/16" Throw Deadlocking
HAND:	• Non-handed
TRIM:	• Solid diecast PHL, BSN or MIA Levers • 41° Lever Rotation Standard with 2-3/4" Backset • Wrought Brass Roses, Concealed Screws • 65° Lever Rotation Standard with 3/4" latch for double doors (Ordered from factory only) and all 2-3/8", 3-3/4" and 5" Backsets (Ordered from factory only)
KEYS:	• Two (2) per Lock
KEYWAYS	• SCC standard (Schlage C Compatible) • Also available in keyways of other manufacturers
INTERCHANGEABLE CORE:	• Available for all keyed functions • 6 or 7-pin • Large Format IC Core available for PHL Lever ONLY. • Compatible with Best, Falcon and Arrow small format IC cores
CYLINDER:	• 6-pin Brass Insert Cylinder keyed to 5-pins • Standard High Security and UL437 Cylinders Available
KEYING:	• Options: MK, CMK or GMK • Zero Bitted (KO), Keyed Different (KD) or Keyed Alike (KA) Can be keyed into existing master key systems
FINISHES:	• 605 (US3), 606 (US4), 612 (US10), 613E (US10B), 622 (US19), 625 (US26), 626 (US26D) • Optional Antimicrobial Coating 626 (USD26D) only‡
CERTIFICATIONS, LISTINGS, COMPLIANCES:	• UL listed for 3 hrs, for single doors up to 4'0" x 8'0". • Certified to ANSI/BHMA A156.2, Grade 1 • California Education Code Compliant (Functions XGT135, XGT135LED, XGT145) • Federal Specification FF-H-10C (Superseded by A156.2) • Approved for Florida HVHZ (High Velocity Hurricane Zone). PDQ Product Approval: FL 21376. Design load rating: ± 70.0 PSF for single door (3' x 7') • Complies with ADA (Americans with Disabilities Act) and ICC/ANSI 117.1 for Accessible and Usable Buildings
WARRANTY:	• Limited Lifetime Warranty
COUNTRY OF ORIGIN:	• Proudly Assembled in the U.S.A. with U.S. and foreign material. Meets requirements of the Buy American Act as a COTS product manufactured in the United States.

‡ Available with antimicrobial powder coating, treated with silver ionic technology that is known to inhibit the growth of microbes.

## Lever Designs



BSN — BOSTON



MIA — MIAMI



PHL — PHILADELPHIA

## How To Order

SERIES	FUNCTION	LEVER	FINISH	BACKSET	STRIKE	CYLINDER	KEYWAY	KEYING	OPTION
<b>XGT</b>	<b>116</b>	<b>PHL</b>	<b>626</b>	<b>234</b>	<b>ASA</b>	<b>D</b>	<b>SCC</b>	<b>KD</b>	<b>—</b>
NOTE: Case quantity is 6 / Case weight is 33 lbs. Keyed Functions/ Case weight is 31 lbs. Non-Keyed Functions / For split finishes, designate O/S trim first, then I/S		<b>BSN</b>	<b>605</b>	<b>234 —</b>	<b>ASA —</b>	<b>D</b> Default			<b>TC1IS</b> — Tactile Abrasive Coating - Inside only <b>TC10S</b> — Tactile Abrasive Coating - Outside only <b>TC2</b> — Tactile Abrasive Coating - Both Sides <b>SF</b> — Split Finishes <b>LL</b> — Lead-Lined Rose <b>DB</b> — Dust Box <b>AM</b> — Antimicrobial Coating <b>REX</b> — Request to Exit
		<b>MIA</b>	<b>606</b>	<b>2-3/4" (default)</b>	<b>ANSI/ASA (default)</b>	<b>L</b> Less Cylinder			
		<b>PHL</b>	<b>612</b>	<b>334 —</b>	<b>FL — Full Lip</b>	<b>SF6</b> Lock is SFIC prepped w/ 6 pin core			
			<b>613E</b>	<b>3-3/4"</b>	<b>T — "T" Strike</b>	<b>SF7</b> Lock is SFIC prepped w/ 7 pin core			
			<b>619</b>	<b>5 — 5"</b>		<b>SFL</b> Lock is SFIC prepped but less core			
			<b>622</b>			<b>SFC</b> Lock is SFIC prepped w/ construction core			
			<b>625</b>			<b>SFP</b> Lock is SFIC prepped w/ plastic construction core			
			<b>626</b>			<b>LF6</b> Lock is Schlage LFIC prepped w/ Schlage core			
						<b>LFL</b> Lock is Schlage LFIC prepped but less core			
						<b>LFC</b> Lock is Schlage LFIC prepped w/ construction core			

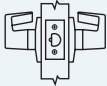
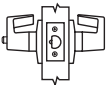

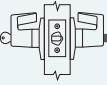
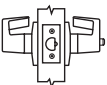
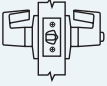
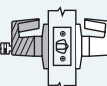
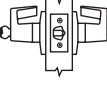
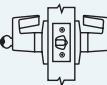


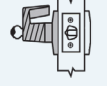
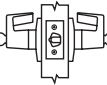
## Cross Reference

ANSI # / FUNCTION	PDQ	SARGENT	CORBIN	SCHLAGE
F75 — PASSAGE	XGT 126	11U15	CL3310	ND10S
F76 — PRIVACY	XGT 176	11U65	CL3320	ND40S
F82 — ENTRY	XGT 182	11G24	CL3361	ND50PD
F84 — CLASSROOM	XGT 148	11G37	CL3355	ND70PD
F86 — STORE ROOM	XGT 115	11G04	CL3357	ND80PD
F90 — CORRIDOR	XGT 165	11G54	CL3375	ND73PD
F110 — INTRUDER CLASSROOM	XGT 135	11G38	CL3352	ND95PD
F110 — INTRUDER CLASSROOM W/LED INDICATOR	XGT 135 LED PDQ Exclusive - Patent #9,187,928	N/A	N/A	N/A

## Lever Cross Reference

PDQ	SARGENT	CORBIN	SCHLAGE
PHILADELPHIA — PHL	L Lever	NZD	RHO
BOSTON — BSN	P Lever	PZD	SPA
MIAMI — MIA	B Lever	AZD	ATH


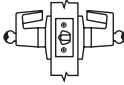

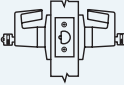
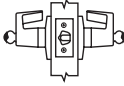
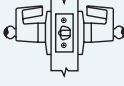

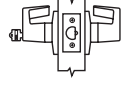

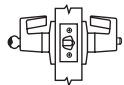
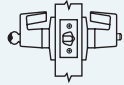
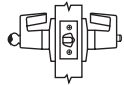
## PDQ Functions

FUNCTION	FUNCTION NUMBER	OUTSIDE   INSIDE	DESCRIPTION	ANSI NUMBER
NON KEYED				
Passage / Closet	XGT126		<ul style="list-style-type: none"> <li>Latchbolt operated by lever from either side at all times</li> </ul>	F75
Time Out Lock	XGT173		<ul style="list-style-type: none"> <li>Latchbolt by lever from either side unless push button on outside is depressed. Lock returns to passage mode upon release of push button.</li> <li>Inside lever locked only when pushing button on outside lever.</li> <li>Inside lever unlocked by emergency release of button from outside.</li> </ul> 	—
Hospital Privacy	XGT175		<ul style="list-style-type: none"> <li>Latchbolt operated by lever from either side or emergency turn piece in outside lever</li> <li>Outside lever locked by push button on inside</li> <li>Outside lever unlocked by emergency turn piece from outside, rotating inside lever, or closing door</li> </ul>	—
Privacy Bedroom / Bathroom	XGT176		<ul style="list-style-type: none"> <li>Latchbolt operated by lever from either side or emergency release in outside lever</li> <li>Outside lever locked by push button on inside</li> <li>Outside lever unlocked by emergency release from outside, rotating inside lever, or closing door</li> </ul>	F76
Patio	XGT177		<ul style="list-style-type: none"> <li>Latchbolt operated by lever from either side</li> <li>Outside lever locked by push button on inside</li> <li>Outside lever unlocked by rotating inside lever, or closing door</li> <li>Outside lever has non-removable security features</li> </ul>	F77
KEYED				
Storeroom	XGT115		<ul style="list-style-type: none"> <li>Latchbolt operated by inside lever or key in outside lever</li> <li>Outside lever always fixed</li> </ul>	F86
Entrance	XGT116		<ul style="list-style-type: none"> <li>Latchbolt operated by lever from either side or key in outside lever</li> <li>Outside lever locked by push/turn button on inside</li> <li>When outside lever is locked by push button on inside – key from outside, or rotating inside lever unlocks outside lever</li> <li>When outside lever is locked by pushing and turning button on the inside, key from outside or rotating inside lever retracts latch but does not unlock outside lever</li> </ul>	F109
Security	XGT120		<ul style="list-style-type: none"> <li>Latchbolt operated by lever from either side</li> <li>Key on outside locks inside lever</li> <li>Key on outside unlocks inside lever</li> <li>Outside keyed lever always free</li> <li>Inside lever has non-removable security features</li> </ul> 	—
Utility Asylum / Institution	XGT128		<ul style="list-style-type: none"> <li>Both levers rigid</li> <li>Latchbolt retracted by key on both sides</li> <li>Can only gain entry or exit by key</li> </ul>	F87
Exit or Twin Communicating	XGT129		<ul style="list-style-type: none"> <li>Latchbolt operated by key in inside lever</li> <li>Inside lever always fixed</li> <li>Blank plate outside</li> <li>Minimum clearance of 1-1/2" between doors</li> <li>Frame depth 7-1/8"</li> </ul>	—
Vestibule Class Room Security	XGT135		<ul style="list-style-type: none"> <li>Latchbolt operated by lever from either side</li> <li>Key in either lever locks outside lever</li> <li>Key in either lever unlocks outside lever</li> <li>Inside lever always free</li> </ul>	F110



INDICATES RIGID LEVER

## PDQ Functions

FUNCTION	FUNCTION NUMBER	OUTSIDE   INSIDE	DESCRIPTION	ANSI NUMBER
Vestibule Class Room Security	 XGT135LED		<ul style="list-style-type: none"> <li>Latchbolt operated by lever from either side</li> <li>Key in either lever locks outside lever</li> <li>Key in either lever unlocks outside lever</li> <li>Inside lever always free</li> <li>Red LED Outside Lever Status Indicator</li> <li>Lock Directional Arrow</li> <li>Patent #9,187,928</li> </ul> 	F110
Store Door	XGT137		<ul style="list-style-type: none"> <li>Latchbolt operated by lever from either side</li> <li>Both levers locked by key from either side</li> <li>Both levers unlocked by key from either side</li> </ul>	F91
Communicating	XGT141		<ul style="list-style-type: none"> <li>Latchbolt operated by lever from either side</li> <li>Key in either side locks or unlocks its own lever independently</li> </ul>	F80
Vestibule Class Room Security	XGT145		<ul style="list-style-type: none"> <li>Latchbolt operated by lever from either side</li> <li>Key in either lever locks outside lever</li> <li>Key in either lever unlocks outside lever</li> <li>Inside lever always free</li> <li>Lock Directional Arrow</li> </ul> 	F110
Classroom	XGT148		<ul style="list-style-type: none"> <li>Latchbolt operated by lever from either side</li> <li>Outside lever locked by key from outside</li> <li>Outside lever unlocked by key from outside</li> <li>Inside lever always operates latch</li> </ul>	F84
Exit or Twin Communicating	XGT150		<ul style="list-style-type: none"> <li>Latchbolt operated by inside lever</li> <li>Blank plate outside</li> <li>Inside lever locked by key inside</li> <li>Inside lever unlocked by key inside</li> <li>Minimum clearance of 1-1/2" between doors</li> <li>Use only in rooms with more than one exit</li> <li>Frame depth 7-1/8"</li> </ul>	—
Service Station	XGT155		<ul style="list-style-type: none"> <li>Latchbolt operated by lever from either side or key in outside lever</li> <li>Outside lever locked by push button on inside</li> <li>When outside lever is locked by push button on inside – key from outside, rotating inside lever, or closing door unlocks outside lever</li> <li>When outside lever is locked by pushing and turning the slotted button on the inside, key from outside or rotating inside lever retracts latch but does not unlock outside lever</li> </ul>	F92
Dormitory / Corridor	XGT165		<ul style="list-style-type: none"> <li>Latchbolt operated by lever from either side or key in outside lever</li> <li>Outside lever locked by key on outside or push button on inside</li> <li>Outside lever unlocked by key in outside lever, closing door, or rotating inside lever</li> <li>Inside lever always free</li> </ul>	F90
Entry	XGT182		<ul style="list-style-type: none"> <li>Latchbolt operated by lever from either side or key in outside lever</li> <li>Outside lever locked by push button on inside</li> <li>Outside lever unlocked by key from outside, or rotating inside lever</li> </ul>	F82

# Keyways

CONVENTIONAL CYLINDER		SMALL FORMAT INTERCHANGEABLE CORE		LARGE FORMAT INTERCHANGEABLE CORE	
KEYWAY	PDQ KEYWAY DESIGNATOR	KEYWAY (BEST COMPATIBLE)	PDQ KEYWAY DESIGNATOR	KEYWAY (SCHLAGE COMPATIBLE)	PDQ KEYWAY DESIGNATOR
Schlage C (Default)	SCC	BEST A (Default), B, C, D, E, F, G, H, J, K, L, M, Q, R, WA, WB, WG, WH, TB, TD, TE, R	A (Default), B, C, D, E, F, G, H, J, K, L, M, Q, R, WA, WB, WG, WH, TB, TD, TE, R	Schlage C (Default)	SCC
				PDQ Restricted	TA
PDQ Restricted	TA				
Arrow AR1	AR1				
Corbin 59A1	CO59A1				
Corbin 60	CO6				
Corbin L4	CL4				
Russwin D1	RUD	PDQ Exclusive	PDQ1		
Russwin 981	RUD981		PDQ2		
Schlage E	SCE	PDQ Exclusive and Restricted	PDQ3		
Schlage C	SCC				
Schlage C-K	SCC-K				
Sargent LA	SAL				
Sargent RA-RC	RA-RC				
Yale E1R	YA8				
Yale GA	GA				
Falcon E-R	FAL				
Kwikset	KW				

## Keying

DESCRIPTION	PDQ KEYING DESIGNATOR
Keyed Different (Default)	KD
Keyed Alike	KA
*O* Zero Bitted	KO
Master Keyed	MK
Construction Master Keyed	CMK
Grand Master Keyed	GMK



## School Security Solutions

PDQ's Patented (US Patent #9,187,928) XGT 135 LED Classroom Intruder Cylindrical Lock is designed to allow a staff member to use the inside cylinder to lock the outside of the door, without compromising safety to the occupants in the room. But how does a staff member know if the outside lever is locked? Until now, it required opening the door and checking the lever. PDQ's 135 LED Classroom Intruder function eliminates the need to open the door. Simply press the button on the lock, and...if the Red LED lights up, the outside lever is locked and secure. If the Red LED does not light up, this indicates the outside lever is not locked and secure.



## Features

- Complies with California Education Code (Functions XGT135, XGT135LED, XGT145)
- Red LED (Light Emitting Diode) outside lever status indicator.
- Pushing the button located on the rose of the inside lock, Red LED illuminates indicating the outside lever is locked.
- Offered with cylinder housings compatible with Best® Small Format Inter-changeable cores, Schlage® Large Format Interchangeable cores and most others.
- **Large Format Inter-changeable cores only available with PHL lever.**
- Keying options available, compatible with most key systems.
- Battery life rating: 10 years\*
- Battery type: CR1220
- Patented (US Patent #9,187,928)

## Lever Designs



BSN – BOSTON



MIA – MIAMI



PHL – PHILADELPHIA

## Performance, Mechanical

- Factory tested to over 2 million cycles (2 times the ANSI/BHMA Grade 1 std)
- Lever torque tested to 2,100 in-lbs (3 times the ANSI/BHMA Grade 1 std)



OUTSIDE LEVER UNLOCKED



TO CHECK THE SECURITY OF THE OUTSIDE LEVER, PRESS THE BUTTON. IF THE RED LED LIGHTS UP, THAT CONFIRMS THE OUTSIDE LEVER IS LOCKED AND SECURE.

## School Security Functions


FUNCTION	FUNCTION NUMBER	INSIDE   OUTSIDE	DESCRIPTION	
KEYED				
WITH LED STATUS INDICATOR				
Vestibule Class Room Security	XGT135LED		<ul style="list-style-type: none"> <li>• Latchbolt operated by lever from either side</li> <li>• Key in either lever locks outside lever</li> <li>• Key in either lever unlocks outside lever</li> <li>• Inside lever always free</li> <li>• Red LED Outside Lever Status Indicator</li> <li>• Lock Directional Arrow</li> <li>• Patent #9,187,928</li> </ul>	F110
WITHOUT LED STATUS INDICATOR				
Vestibule Class Room Security	XGT135		<ul style="list-style-type: none"> <li>• Latchbolt operated by lever from either side</li> <li>• Key in either lever locks outside lever</li> <li>• Key in either lever unlocks outside lever</li> <li>• Inside lever always free</li> </ul>	F110
Vestibule Class Room Security	XGT145		<ul style="list-style-type: none"> <li>• Latchbolt operated by lever from either side</li> <li>• Key in either lever locks outside lever</li> <li>• Key in either lever unlocks outside lever</li> <li>• Inside lever always free</li> <li>• Lock Directional Arrow"</li> </ul>	F110

\*Battery tested to over 7,300 illumination cycles. 10 year life rating is calculated using 1 sec per illumination @ 2 illuminations per day @ 365 days per year @ 10 years

# ELECTRIFIED XGT199A

## Typical Applications

- Computer Rooms
- High Security Areas
- Pharmacies
- Stairwell Towers
- Tenant Spaces



ADA COMPLIANT



## Specifications


<b>PERFORMANCE:</b>	<ul style="list-style-type: none"> <li>• Motor drive factory tested to over 1.4 million cycles (1.4 times the ANSI/BHMA grade 1 std).</li> </ul>
<b>RECOMMENDED POWER SUPPLY:</b>	<ul style="list-style-type: none"> <li>• PDQ Model # PS220. <ul style="list-style-type: none"> <li>– Input: 120VAC, .9A, 50/60Hz 240VAC, .6A, 50/60Hz</li> <li>– Output: 24VDC, 2A, filtered and regulated.</li> </ul> </li> <li>• Rated for simultaneous operation of 2ea mortise lock assemblies.</li> <li>• Power Supply Requirements: <ul style="list-style-type: none"> <li>– AC/DC Output Voltage</li> <li>– 1A min (filtered and regulated).</li> </ul> </li> <li>• 12-24VDC @ &lt; 1A initial surge (1 sec), 5mA standby after 30 sec. <ul style="list-style-type: none"> <li>– AC Output Voltage.</li> </ul> </li> <li>• 12-24VAC (60Hz) @ &lt; 1A initial surge (1 sec), 15mA standby after 30 sec</li> </ul>
<b>ELECTRICAL SPECIFICATIONS:</b>	<ul style="list-style-type: none"> <li>• Input voltage: 12-24VDC or 12-24VAC.</li> <li>• Max In-rush current: 1.0A.</li> <li>• Standby current: <ul style="list-style-type: none"> <li>– 12VAC: 12mA.</li> <li>– 24VAC: 10mA.</li> <li>– 12VDC: 3mA.</li> <li>– 24VDC: 5mA.</li> </ul> </li> </ul> <p>Note: Operating voltage at <math>\pm 10\%</math> of rated voltage.</p>
<b>CERTIFICATIONS, LISTINGS, COMPLIANCES:</b>	<ul style="list-style-type: none"> <li>• ANSI/UL10C and CAN/ULC-5104 Listed for "Fire Exit Hardware" up to 3 hours for 4'0" x 8'0" maximum single, 8'0" x 8'0" maximum pairs.</li> <li>• Assembled in the U.S.A. with U.S. and foreign material. Meets requirements of the Buy American Act as a COTS product manufactured in the United States.</li> </ul>
<b>WARRANTY:</b>	<ul style="list-style-type: none"> <li>• 25-Years Mechanical / 2-Years Electronic</li> </ul>

## How To Order

SERIES	FUNCTION	LEVER	FINISH	BACKSET	STRIKE	CYLINDER	KEYWAY	KEYING	OPTION
XGT	199A	PHL	626	234	ASA	D	SCC	KD	—
NOTE: Case quantity is 6 / Case weight is 33 lbs. Keyed Functions / Case weight is 31 lbs. Non-Keyed Functions / For split finishes, designate O/S trim first, then I/S		BSN	605	234 — 2-3/4" (default)	ASA — ANSI/ASA (default)	D — Default			TC1IS — Tactile Abrasive Coating - Inside only
		MIA	606			L — Less Cylinder			TC1OS — Tactile Abrasive Coating - Outside only
		PHL	612	334 — 3-3/4"	FL — Full Lip	SF6 — SFIC prepped w/ 6 pin core			TC2 — Tactile Abrasive Coating - Both Sides
			613E	5 — 5"	T — "T" Strike	SF7 — SFIC prepped w/ 7 pin core			LL — Lead-Lined Rose
			619			LF6 — Schlage LFIC prepped w/ Schlage core			DB — Dust Box
			622			SFL — SFIC prepped but less core			AM — Antimicrobial Coating
			625			LFL — Schlage LFIC prepped but less core			REX — Request to Exit
			626						

## Cylinders/Cores/Keyways


PDQ cylinders and cores are designed to interface with the keyways of most major lock manufacturers. Insert cylinders are designed to accept 6 pins and are combined for 5 pins. These cylinders are shipped with two keys. Interchangeable core cylinders are available combined or uncombined for 6 and 7 pins and must be specified when ordering. Available in two finishes – 606 (US4) and 626 (US26D); specify when ordering separately.



Key in Knob/Lever Cylinder  
(Default)






Small Format Interchangeable Core.



Large Format Interchangeable Core



\* PHL Lever Only

## Cylinders & Cores

	DESCRIPTION	PINS	FINISHES	
			606	626
	Conventional Key In Knob/Lever Cylinder	6 Pin	V4802-8	V4802-7
	Small Format, Best® Compatible - Uncombined	6 Pin 7 Pin	I5206 -8 I5207-8	I5206 -7 I5207-7
	Small Format, Best® Compatible - Combined	6 Pin 7 Pin	I5206-1-8 I5207-1-8	I5206-1 -7 I5207-1 -7
	Large Format, Schlage® Compatible - Uncombined	6 Pin	I5206-816	I5206-716
	Large Format, Schlage® Compatible - Combined	6 Pin	I5206-8116	I5206-7116

NOTE: Part Numbers Listed For Default Keyway. For Other Keyways, See Price List.

## High Security Cylinders & Cores

	DESCRIPTION	PINS	FINISHES	
			606	626
	Key in Knob/Lever Cylinder	6 Pin	HSC125-8	HSC125-7
	Key in Knob/Lever Cylinder - UL437	6 Pin	HSC425-8	HSC425-7
	Small Format, Best® Compatible - Combined	6 Pin 7 Pin	HSC806-8 HSC807-8	HSC806-7 HSC807-7
	Large Format, Schlage® Compatible - Combined	6 Pin	HSC906-8	HSC906-7

## Keyways, Key in Knob/Lever Cylinder

PDQ KEYWAY	COMPATIBLE WITH
AR1	Arrow / AR1
CO59A1	Corbin / 59A1
CO6	Corbin / 60
CL4	Corbin / L4
RUD	Russwin / D1
SCE	Schlage / E
SCC	Schlage / C
SCC-K	Schlage / C-K
SAL	Sargent / LA
RA-RC	Sargent / RA-RC
YA8	Yale / E1R
GA	Yale / GA
FAL	Falcon / E-R
KW	Kwikset
TA	PDQ / TA (Restricted. Limited to Grandmaster systems w/4 masters)
Dummy	—
T-Turn	—
NON	Less Cylinder

## Keyways, Interchangeable Cores

DESCRIPTION
<p><b>BEST® Compatible</b> – A (DEFAULT), B, C, D, E, F, G, H, J, K, L, M, Q, WB, WC, WG, WH, TB, TD, TE, &amp; R</p> <p><b>PDQ Exclusive</b> – PDQ1, PDQ2</p> <p><b>PDQ Exclusive and Restricted</b> – PDQ3</p> <p><b>SFIC CONSTRUCTION</b> – Construction Core 6-pin only, Dummy Construction Core Plastic</p> <p><b>LFIC CONSTRUCTION</b> – Construction Core 6-pin only, IC Tailpiece Assembly. Construction cores are invoiced at shipment and credited upon return.</p> <p><b>LFIC COMBINED</b> – Schlage compatible LFIC, SCC (Schlage C compatible) keyway PDQ TA LFIC RESTRICTED</p> <p><b>LFIC UNCOMBINED</b> – Schlage compatible LFIC, SCC (Schlage C compatible) keyway</p>

# When It's Time To Add Interchangeable Cores, PDQ Has Made This Quick And Easy

## Simply Follow These Steps:


When ordered less Interchangeable Cores, included with PDQ's XGT/GT/GP Series Cylindrical Locks is a Temporary Plastic Disposable Tailpiece Core. This Core is designed to stay with the lock when it is installed. It is discarded when the permanent Small Format Interchangeable Core is installed. While in the lock, the Temporary Disposable Core can be used to retract the latchbolt.



### Step 1:

Remove the Temporary Plastic Tailpiece Core from the Lever Housing with a simple, gentle pull. When adding permanent Small Format Interchangeable Cores, verify proper lock function then rotate the insert to home position. A detent is provided to assist you in finding the home position.

**Important Note:** Do not rotate the insert or tailpiece when removing it from the lock.



### Step 2:

Remove the Tailpiece and Spring as shown.

**Important Note:** Spring is only required for 6 pin I-C cores. For 7 pin cores, spring is NOT required and can be discarded.



### Step 3:

Insert the Tailpiece into the Small Format Interchangeable Core as shown.

**Important Note:** Spring is only required for 6 pin I-C cores. For 7 pin cores, spring is NOT required and can be discarded.

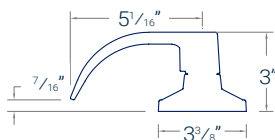


### Step 4:

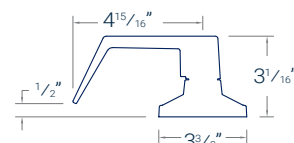
Insert the Interchangeable Core as shown. Test the lock to make sure it is operating properly. Lock is now ready for use.

## Dimensions

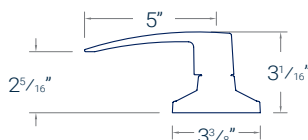
### BSN - BOSTON



### PHL - PHILADELPHIA

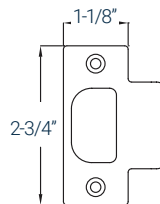


### MIA - MIAMI

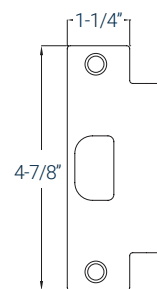


## Strikes

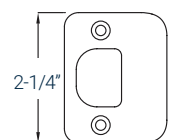
All PDQ series strikes are reversible and shipped with screws. Specify finish when ordering.



**"T" Strike Square Corners\***  
1-1/8" x 2-3/4" x 3/32"






**ASA ANSI Strike\***  
1-1/4" x 4-7/8" x 3/32"  
(Default)



**FL Full Lip Strike\***  
1-5/8" x 2-1/4" x 3/32"

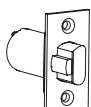
\*Not to scale

# XGT Series Parts

REPLACEMENT LEVERS	DESCRIPTION	LIST PRICE	FINISHES						LIST PRICE	FINISH 626
			605	606	612	613	622	625		
 <b>BOSTON</b>	Non-Cylinder Plain	\$108	V32319-5	V32319-8	V32319-3	V32319-6	V32319-H	V32319-2	\$98	V32319-7
	Non-Cylinder with button lock		V32321-5	V32321-8	V32321-3	V32321-6	V32321-H	V32321-2		V32321-7
	Conventional Key in Knob/Lever		V32320-5	V32320-8	V32320-3	V32320-6	V32320-H	V32320-2		V32320-7
	Small Format Interchangeable Core		V32327-5	V32327-8	V32327-3	V32327-6	V32327-H	V32327-2		V32327-7
 <b>MIAMI</b>	Non-Cylinder Plain		V32361-5	V32361-8	V32361-3	V32361-6	V32361-H	V32361-2		V32361-7
	Non-Cylinder with button lock		V32360-5	V32360-8	V32360-3	V32360-6	V32360-H	V32360-2		V32360-7
	Conventional Key in Knob/Lever		V32362-5	V32362-8	V32362-3	V32362-6	V32362-H	V32362-2		V32362-7
	Small Format Interchangeable Core		V32364-5	V32364-8	V32364-3	V32364-6	V32364-H	V32364-2		V32364-7
 <b>PHILADELPHIA</b>	Non-Cylinder Plain		V32305-5	V32305-8	V32305-3	V32305-6	V32305-H	V32305-2		V32305-7
	Non-Cylinder with button lock		V32307-5	V32307-8	V32307-3	V32307-6	V32307-H	V32307-2		V32307-7
	Conventional Key in Knob/Lever		V32306-5	V32306-8	V32306-3	V32306-6	V32306-H	V32306-2		V32306-7
	Small Format Interchangeable Core		V32322-5	V32322-8	V32322-3	V32322-6	V32322-H	V32322-2		V32322-7
	Large Format Interchangeable Core	—								V32427-7


















ALL LEVERS

LATCHBOLTS	DESCRIPTION	LIST PRICE	FINISHES						
			605	606	612	613	622	625	626
	Standard Latchbolt With Dead Latch 2-3/4" Backset, 9/16" Throw for all functions. Faceplate: 2-1/4" X 1-1/8", Square Corners	\$92	V91904-511	V91904-811	V91904-311	V91904-611	V91904-H11	V91904-211	V91904-711

Note: Replacement latch for 3-3/4" Backset applications when used with V21902 extension or factory assembled locks with 2-3/8" Backset. NOT INTENDED FOR FIELD RETROFIT.



# XGT Series Parts

	DESCRIPTION	LIST PRICE	FINISHES						
			N/A	605	606	612	613	625	626
	<b>Push Button</b> For Functions GT155, GT165, GT173, GT175, GT176, GT177, GT182	\$9	—	VA91302-5	VA91302-8	VA91302-3	VA91302-6	VA91302-2	VA91302-7
	<b>Outside Rose</b> for All Functions, Inside Rose For All functions except GT135LED, GT145	\$30	—	V32006-5	V32006-8	V32006-3	V32006-6	V32006-2	V32006-7
	<b>Inside Rose</b> w/Locking Directional Arrow For Functions GT135LED, GT145	\$30	—	VA10093-5	VA10093-8	VA10093-3	VA10093-6	VA10093-2	VA10093-7
	<b>"T" STRIKE SQUARE CORNERS</b> 1-1/8" X 2-3/4" X 3/32"	\$12	—	V919050-5	V919050-8	V919050-3	V919050-6	V919050-2	V919050-7
	<b>ASA ANSI STRIKE</b> 1-1/4" X 4-7/8" X 3/32"	\$29	—	V91905-5	V91905-8	V91905-3	V91905-6	V91905-2	V91905-7
	<b>"FULL LIP" STRIKE</b> 1-5/8" X 2-1/4" X 3/32"	\$11	—	V919051-5	V919051-8	V919051-3	V919051-6	V919051-2	V919051-7
	<b>SCREW PACK - INCLUDES MOUNTING SCREWS, HEX KEY(M5 X .8) AND PICK.</b>	\$8	—	VA10030-5	VA10030-8	VA10030-3	VA10030-6	VA10030-2	VA10030-7
	<b>SPACER</b> — For 1-3/8" doors. Sold as a pair. To be installed as a set.	\$45	V32433						
	<b>EXTENSION</b> — Converts standard latchbolt from 2-3/4" Backset to 5"	\$40	VA21902						
	<b>CENTERING PLATE</b> — 1-1/8" latch Front Filler Plate. Centers and supports latch bolt when used in hollow stile doors must be ordered with lock from factory.	\$52	V21904						
	<b>DISPOSABLE CORE FOR SFIC</b>	\$6	VA10100						
	<b>TAILPIECE WITH SPRING FOR SFIC HOUSING</b>	\$8	VP92905						
	<b>TAILPIECE FOR XGT/GT/GP KEY IN KNOB CYLINDER</b>	\$2	V32106						
	<b>DUST BOX FOR "T" STRIKE</b>	\$7	I0251						
	<b>DUST BOX FOR ASA (ANSI)</b>		Y025-SBX						
	<b>DUST BOX FOR FULL LIP STRIKE</b>		I0251R						
	<b>Boring Jig</b> — Locates off 2-1/8" bore to drill 5/16"DIA anti-rotation through-bolts	\$70	V11225						
	<b>LEVER RETURN SPRING</b>	\$3	V32015-1 V32015-2 V32015-3						
	<b>FIRE RATED LATCH</b> — 3/4" throw for double doors	\$162*	V91904-711DD						

# FINISHES

## Architectural



605 (US3)  
Bright Brass, Clear  
Coated



606 (US4)  
Satin Brass, Clear  
Coated



612 (US10)  
Satin Bronze, Clear  
Coated



613E (US10B)  
Oil Rubbed Bronze,  
Oxidized Satin Bronze,  
Oil Rubbed, No Coating



619 (US15)  
Satin Nickel



622 (US19)  
Flat Black



625 (US26)  
Bright Chromium  
Plated, No Coating

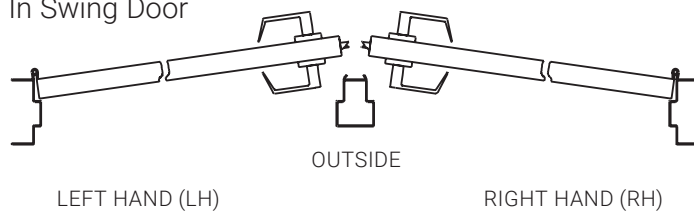


626 (US26D)  
Satin Chromium  
Plated, No Coating

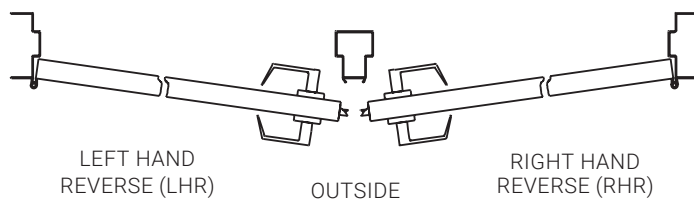
Finishes shown are representative only. PDQ cannot guarantee that product shipped will match finishes shown.

## Handing

In Swing Door



Out Swing Door



## Suggested Architectural Specifications

The XGT series from PDQ Industries, Inc. Lancaster, Pennsylvania, is assembled in the USA with US and foreign materials, and meets the requirements of the Buy American Act. It features a Limited Lifetime warranty and is certified to ANSI A156.2, Series 4000, Grade 1. The XGT has been listed as a Windstorm Resistant Product - ANSI A250.13-2003, ASTM E1886-02, ASTM E330-02. Outswing: 350 ft-lbs., Inswing: N/R, Design Load Rating: 1485lbf. Locksets and is listed by UL / ULC for ratings of "A" label (3 hours) and less, UL10C / UBC 7-2 (1997) positive pressure, for single doors up to 4'0" x 8'0". The levers are solid cast with no plastic inserts and have a minimum 5-1/2" overall length. The supportive springs are located outside the chassis and deliver power totally independent of chassis or latch unit. The

9/16" throw latch requires only 41° rotation of levers for full retraction. The standard backset for XGT Series is 2-3/4", with 3-3/4" and 5" backsets optional configurations. The mounting uses a unique design that incorporates concealed fasteners with through-the-door through-bolt attachment outside the 2-1/8" door prep. This prevents abusive stress from reaching the chassis and instead transmits it to the door. The XGT series features an oversize stainless steel locking tip resulting in over 3100 in lbs. of torque resistance (4 times the ANSI/BHMA Grade 1 Standard). The XGT has been tested to more than 3 Million cycles (3 times the ANSI/BHMA Grade 1 Standard) with virtually no lever sag.





## SECURING CONFIDENCE **OPENING** **POSSIBILITIES**

**Phone:** 800.441.9692

**Tech Support:** 833.273.7832

**Email:** [help@pdqlocks.com](mailto:help@pdqlocks.com)

**Headquarters:** 2230 Embassy Drive, Lancaster, PA  
17603 P.O Box 6426, Lancaster, PA 17607

**Regional Distribution Centers:** Lancaster, PA | Norcross,  
GA | Auburn, WA