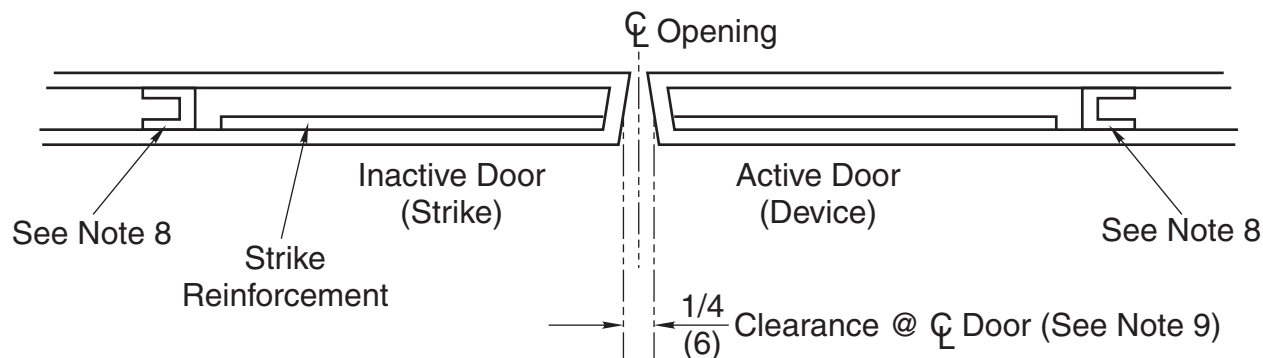




## 793 Strike Installation Instructions

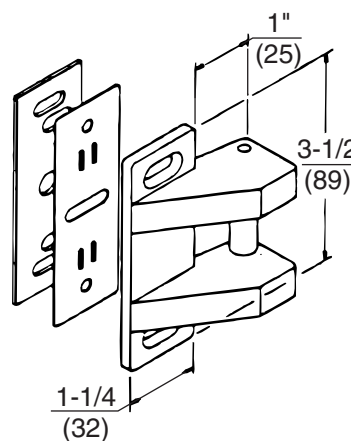
### For Use With Rim Exit Devices

### Application To Pair Opening Of Doors Without Mullion



#### NOTES:

1. Minimum Stile Width: 4-1/2 (114).
2. For door reinforcements, see template 7400-000.  
Unreinforced doors require SNB option to mount the hardware.
3. For outside trim preparation, see trim template.
4. Prepare mounting holes when installing device.
5. LHR active door shown. Preparation is typical for both door hands.
6. All dimensions are in inches (mm).
7. Do not scale drawing.
8. Provide door stiffeners as needed to prevent door collapse due to device action.
9. For other center clearances, compensate hardware locating dimensions as required.
10. Device mount hinge stile (not shown) requires hole location and preparation during device installation.



#### **WARNING**

This product can expose you to lead which is known to the state of California to cause cancer and birth defects or other reproductive harm. For more information go to [www.P65warnings.ca.gov](http://www.P65warnings.ca.gov).

08/2018



# INSIDE FACE OF DOORS

## OPENING



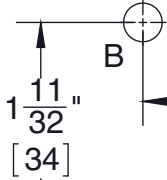
A

$\frac{11}{16}$ "  
[17]

$3\frac{5}{8}$ "  
[92]



VERTICAL  
REFERENCE



B

$\frac{3}{4}$ "  
[19]

$1\frac{11}{32}$ "  
[34]



HORIZONTAL  
REFERENCE & DEVICE

$1\frac{11}{32}$ "  
[34]

B

$\frac{3}{4}$ "  
[19]

$2\frac{1}{4}$ "  
[57]

$3\frac{5}{8}$ "  
[92]

$\frac{11}{16}$ "  
[17]



A

HOLE	DOOR/FRAME	FASTENER	PREPARATION
A	Metal Reinforced	1/4-20 PRHMS (Phillips Round Head Machine Screw)	Drill: #7 (.201) Tap: 1/4-20
	All Others	1/4-20 SNB (Sex Nut Bolts)	3/8" (9.50) Dia. Thru Door
B	Metal Reinforced	10-24 PFHMS (Phillips Flat Head Machine Screw)	Drill: #26 (.147 DIA) Tap: 10-24
	Solid Hardwood	#10 x 1-1/4" PFHWS* (Phillips Flat Head Wood Screw)	Pilot Hole: 11/64" (4.40) Dia.

\* Not Included

## Attention Installer

Any retrofit or other field modification to a fire rated opening can potentially impact the fire rating of the opening, and Yale Locks & Hardware makes no representations or warranties concerning what such impact may be in any specific situation. When retrofitting any portion of an existing fire rated opening, or specifying and installing a new fire-rated opening, please consult with a code specialist or local code official (Authority Having Jurisdiction) to ensure compliance with all applicable codes and ratings.

## Yale Locks & Hardware

Product Support Tel 800.438.1951 • [www.yalelocks.com](http://www.yalelocks.com)

Yale Locks & Hardware is a division of Yale Security Inc., an ASSA ABLOY Group company.

Yale® is a registered trademark of Yale Security Inc., an ASSA ABLOY Group company. Other products' brand names may be trademarks or registered trademarks of their respective owners and are mentioned for reference purposes only. These materials are protected under U.S. copyright laws. All contents current at time of publication.

Yale Security Inc. reserves the right to change availability of any item in this catalog, its design, construction, and/or its materials.

Copyright © 1997, 2013, Yale Security Inc., an ASSA ABLOY Group company.

All rights reserved. Reproduction in whole or in part without the express written permission of Yale Security Inc. is prohibited.