

## Architectural Submittal Sheet

### Typical Applications

- Commercial
- Government
- Hospitality
- Institutional
- Military
- Multi-family
- Offices
- Retail



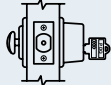
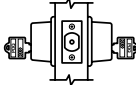
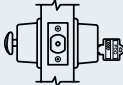
ADA COMPLIANT

### Specifications

<b>FOR DOORS:</b>	• 1-3/8" to 1-3/4" thick for Conventional Cylinder, 1-1/2" to 2" for SFIC
<b>DOOR PREP:</b>	• 2-1/8" DIA
<b>BACKSET:</b>	• 2-3/4" - 2-3/8" adjustable (Default) • 2-3/4" (Option) • 2-1/4" x 1" faceplate available
<b>FRONT:</b>	• 2-1/4" x 1-1/8" • Stainless Steel or Wrought Brass
<b>STRIKE:</b>	• 2-3/4" x 1-1/8" • Stainless Steel or Wrought Brass • Dust Box Included
<b>DEADBOLT:</b>	• 1" Throw • Brass Bolt containing one 1/4" case-hardened Steel Roll Pin
<b>THUMBTURN:</b>	• ADA Compliant
<b>HAND:</b>	• Non-handed
<b>TRIM:</b>	• Stainless Steel or Wrought Brass Scalp • Reinforced Zinc Diecast Rose
<b>KEYS:</b>	• Two (2) per Lock
<b>KEYWAYS:</b>	• SCC standard (Schlage C Compatible) • Also available in keyways of other manufacturers
<b>INTERCHANGEABLE CORE:</b>	• 6 or 7-pin • Compatible with Best, Falcon and Arrow
<b>CYLINDER:</b>	• 6-pin Brass RIM Cylinder keyed to 5-pins • Standard High Security and UL437 Cylinders Available
<b>KEYING:</b>	• Options: MK, CMK or GMK • Zero Bitted (KO), Keyed Different (KD) or Keyed Alike (KA) • Can be keyed into existing master key systems
<b>FINISHES:</b>	• 605 (US3) - Bright Brass, 606 (US4) - Satin Brass, 613 (US10B) - Oil Rubbed Bronze, 622 (US19) - Flat Black, 626 (US26D) - Satin Chrome, 630 (US32D) - Satin Stainless Steel
<b>CERTIFICATIONS, LISTINGS, COMPLIANCES:</b>	• UL 10C listed, 3-hour fire rated as auxiliary locks for A label single doors • UL 10B listed for neutral pressure doors • Complies with ADA (Americans with Disabilities Act) and ICC/ANSI 117.1 for Accessible and Usable Buildings • TAA compliant. Country of origin: KR
<b>WARRANTY:</b>	• One (1) year Limited Warranty

# KM Series

## PDQ Functions

FUNCTION	FUNCTION NUMBER	INSIDIE   OUTSIDE	DESCRIPTION	ANSI NUMBER
Single Cylinder	116		<ul style="list-style-type: none"> <li>• Lock or unlock by key from outside, by thumb turn from inside</li> </ul>	E1151
Double Cylinder	137		<ul style="list-style-type: none"> <li>• Lock or unlock by key from both sides</li> </ul>	E1141
Classroom	148		<ul style="list-style-type: none"> <li>• Lock or unlock by key from outside</li> <li>• Turnpiece inside retracts deadbolt, but will not project it</li> </ul>	E1171

## Finishes

					
605 (US3) Bright Brass	606 (US4) Satin Brass	612 (US10) Satin Bronze	613E (US10B) Oil Rubbed Bronze	625 (US26) Bright Chromium	626 (US26D) Satin Chromium